门式刚架轻型房屋钢结构标准图集

檩条、墙梁分册

（图集号： 02TD--102）

设 计:
校 对:
复 核:
审 核:
批 准:

目　　录

目录（一） ---------- 1
目录（二） ---------- 2
编制说明 ---------- 3
卷边Z冷弯薄壁型钢截面特性 ---------- 4
卷边C冷弯薄壁型钢截面特性 ---------- 5
高频焊接轻型H型钢截面特性（一） ---------- 6
高频焊接轻型H型钢截面特性（二） ---------- 7
屋面檩条选用表说明 ---------- 8
屋面檩条选用表（一） ---------- 9
屋面檩条选用表（二） ---------- 10
檩条、墙梁与刚架梁柱连接（一） ---------- 11
檩条、墙梁与刚架梁柱连接（二） ---------- 12
镀锌C型钢墙梁与刚架柱连接 ---------- 13
山墙墙梁与刚架柱连接 ---------- 14
冷弯型钢檩条、墙梁托件 ---------- 15
H200,250型钢檩条连接 ---------- 16
H300,350型钢檩条连接 ---------- 17
H200、H250型钢檩条托件 ---------- 18
H250、H300型钢檩条托件 ---------- 19
隅撑连接（一） ---------- 20
隅撑连接（二） ---------- 21
拉条、撑杆连接 ---------- 22
C***X2.5_6.0m_Z、Za、Zb ---------- 23
C***X2.5_7.5m_Z、Za、Zb ---------- 24
C***X2.5_9.0m_Z、Za、Zb ---------- 25
C***X2.5_6.0m_B、Ba、Bb ---------- 26
C***X2.5_7.5m_B、Ba、Bb ---------- 27
C***X2.5_9.0m_B、Ba、Bb ---------- 28
窗柱连接 ---------- 29

Create PDF with GO2PDF for free, if you wish to remove this line, click here to buy Virtual PDF Printer

门式刚架轻型房屋钢结构标准图集

檩条、墙梁分册

（图集号： 02TD--102）

设 计:
校 对:
复 核:
审 核:
批 准:

目　　录

雨棚梁连接（一） ---------- 30

雨棚梁连接（二） ---------- 31

门柱、雨棚连接说明 ---------- 32

Create PDF with GO2PDF for free, if you wish to remove this line, click here to buy Virtual PDF Printer

校对

制图

设计

Z/C型冷弯热镀锌型钢的截面特性

说明：

本栏目中数据均摘自有关厂家产品样本中数据，仅供参考。

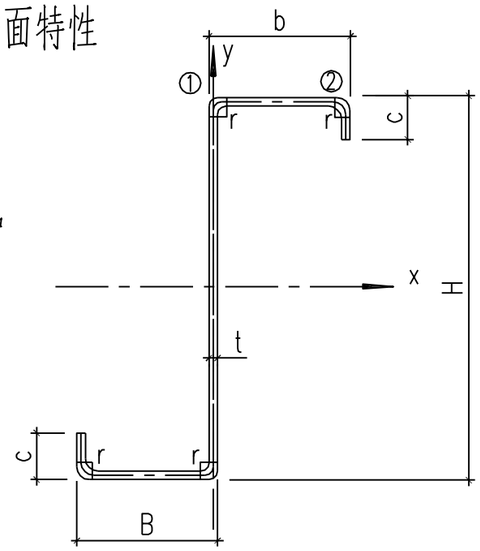

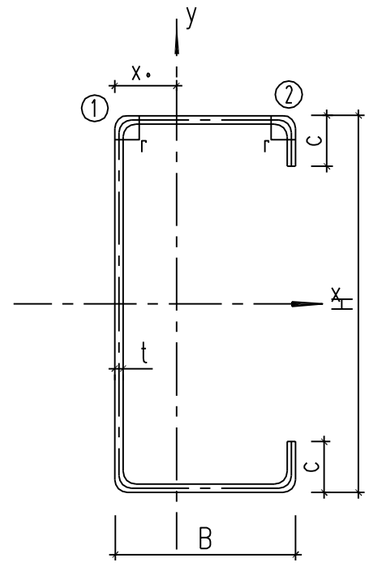

序号	截面代号	截面尺寸(cm)					截面面积	质量g	截面惯性矩		截面抵抗矩		回转半径	
		H	B	b	c	t	A(cm²)	(kg/m)	I_x (cm⁴)	I_y (cm⁴)	W_x (cm³)	W_y (cm³)	i_x (cm)	i_y (cm)
1	Z100X2.0	100	50	45	20	2.0	4.387	3.444	65.428	23.259	13.086	5.286	3.907	2.329
2	Z100X2.5	100	50	45	20	2.5	5.386	4.228	79.002	27.608	15.8	6.31	3.875	2.291
3	Z120X2.0	120	50	45	20	2.0	4.787	3.758	100.816	23.26	16.803	5.286	4.638	2.228
4	Z120X2.5	120	50	45	20	2.5	5.886	4.621	122.091	27.611	20.349	6.31	4.604	2.189
5	Z140X2.0	140	55	50	20	2.0	5.387	4.229	155.101	30.517	22.157	6.228	5.416	2.403
6	Z140X2.5	140	55	50	20	2.5	6.636	5.209	188.52	36.364	26.931	7.459	5.381	2.363
7	Z150X2.0	150	65	61	18	2.0	6.44	5.23	238	61	31.3	10.0	6.08	3.08
8	Z150X2.5	150	65	61	18	2.5	8.05	6.53	298	77	39.2	12.6	6.08	3.09
9	Z160X2.0	160	65	61	20	2.0	6.207	4.872	212.996	30.519	26.625	6.228	6.12	2.317
10	Z160X2.5	160	65	61	20	2.5	7.661	6.014	259.338	36.367	32.417	7.46	6.028	2.278
11	Z180X2.0	180	65	61	20	2.0	6.607	5.186	313.951	49.036	34.883	8.311	6.975	2.749
12	Z180X2.5	180	65	61	20	2.5	8.161	6.406	383.564	58.785	42.618	10.006	6.92	2.709
13	Z200X2.0	200	87	79	20	2.0	8.36	6.79	550	153	55	19.4	8.11	4.27
14	Z200X2.5	200	87	79	20	2.5	10.4	8.48	688	191	68.8	24.2	8.13	4.28
15	Z250X2.0	250	78	72	20	2.0	8.48	7.17	835	101	66.8	14.1	9.72	3.39
16	Z250X2.5	250	78	72	20	2.5	11.1	8.97	1040	127	83.5	17.6	9.70	3.39
17	Z280X2.0	280	110	100	21	2.0	10.7	8.63	1330	247	95	24.7	11.2	4.81
18	Z280X2.5	280	110	100	21	2.5	13.3	10.8	1663	309	119	30.9	11.2	6.82
19	Z300X2.0	300	110	100	21	2.0	11.1	8.96	1559	247	104	24.7	11.9	4.72
20	Z300X2.5	300	110	100	21	2.5	13.8	11.2	1948	309	130	30.9	12.0	4.73
21	Z350X2.0	350	129	121	30	2.0	16.67	13.5	3212	576	184	47.6	13.9	5.89
22	Z350X3.0	350	129	121	30	3.0	20.0	16.2	3856	691	220	57.1	13.9	5.89

序号	截面代号	截面尺寸(cm)				截面面积	质量g	截面惯性矩		截面抵抗矩		回转半径	
		H	B	c	t	A(cm²)	(kg/m)	I_x (cm⁴)	I_y (cm⁴)	W_x (cm³)	W_y (cm³)	i_x (cm)	i_y (cm)
1	C60X1.6	60	20	10	1.6	1.92	1.56	10.7	1.1	3.57	0.88	2.36	0.76
2	C60X2.0	60	20	10	2.0	2.40	1.95	13.3	1.4	4.43	1.03	2.35	0.76
3	C80X2.5	80	50	25	2.5	5.260	4.129	50.950	20.178	12.737	7.108	3.112	1.958
4	C80X3.0	80	50	25	3.0	6.195	4.863	58.927	23.175	14.731	8.156	3.084	1.934
5	C100X1.6	100	50	20	1.6	3.84	3.12	57.0	12.0	11.18	3.52	4.07	1.87
6	C100X2.0	100	50	20	2.0	4.80	3.77	70.4	15.0	13.8	4.45	4.05	1.87
7	C120X2.0	120	50	20	2.0	5.20	5.20	103.8	19.7	17.28	6.16	4.91	2.01
8	C120X2.5	120	50	20	2.5	6.50	6.50	109.9	24.21	21.6	7.56	4.90	2.11
9	C140X2.5	140	50	20	2.5	6.510	5.110	188.502	22.423	26.928	6.572	5.38	1.855
10	C140X3.0	140	50	20	3.0	7.695	6.040	219.848	25.733	31.406	7.532	5.345	1.828
11	C150X2.0	150	60	20	2.0	6.3	4.946	103.8	31.6	27.81	7.31	5.99	2.31
12	C150X2.5	150	60	20	2.5	7.875	6.182	109.9	39.6	31.16	9.11	5.96	2.32
13	C160X3.0	160	60	20	3.0	8.895	6.982	339.955	41.989	42.494	10.109	6.182	2.172
14	C180X3.0	180	60	20	3.0	9.495	7.453	449.695	43.611	49.966	10.235	6.811	2.143
15	C200X2.5	200	60	20	2.5	9.125	7.163	587.3	70.0	57.85	14.03	7.41	2.71
16	C200X3.0	200	60	20	3.0	10.95	8.596	710.3	83.7	71.0	17.0	9.89	2.71
17	C250X2.5	250	70	20	2.5	10.375	8.144	1005	66.3	80.4	13.3	9.78	2.51
18	C250X3.0	250	70	20	3.0	12.45	9.773	1206	79.5	96.5	16.2	9.78	2.51

Z/C冷弯热镀锌型钢截面特性

Create PDF with GO2PDF for free, if you wish to remove this line, click here to buy Virtual PDF Printer

校对

制图

设计

■卷边Z冷弯薄壁型钢的截面特性

说明：

卷边Z型冷弯薄壁型钢分直卷边和斜卷边两种，设计计算时暂取相同截面特性。实际工程中，应根据采购材料的具体截面特性进行验算复核。

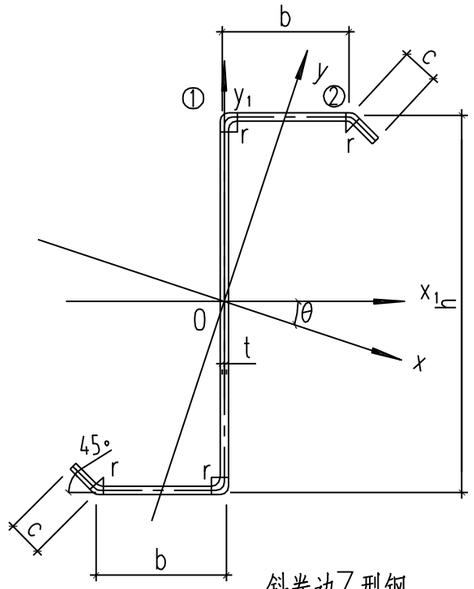

斜卷边Z型钢

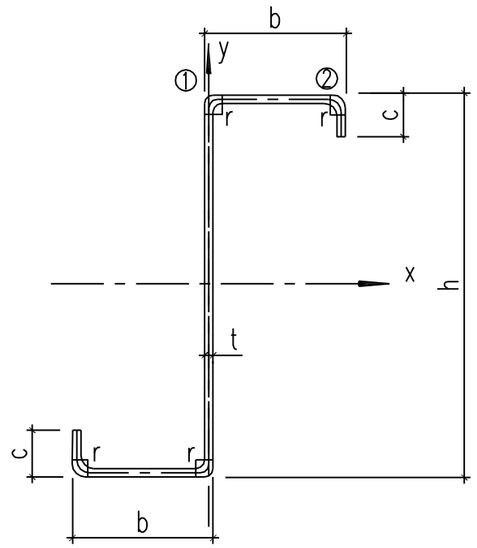

直卷边Z型钢

序号	截面代号	截面尺寸(mm)				截面面积	质量g	θ	x_1-x_1			y_1-y_1			$x-x$				$y-y$				I_{x1y1}	I_t	I_w	k	W_{w1}	W_{w2}
		h	b	c	t	A(cm²)	(kg/m)	(°)	I_{x1} (cm)⁴	i_{x1} (cm)	W_{x1} (cm³)	I_{y1} (cm⁴)	i_{y1} (cm)	W_{y1} (cm³)	I_x (cm⁴)	i_x (cm)	W_{x1} (cm)³	W_{x2} (cm)³	I_y (cm⁴)	i_y (cm)	W_{y1} (cm)³	W_{y2} (cm³)	(cm⁴)	(cm⁴)	(cm⁶)	(cm⁻¹)	(cm⁴)	(cm⁴)
1	Z140X2.0	140	50	20	2.0	5.392	4.233	21.99	162.07	5.48	23.15	39.37	2.70	6.23	185.96	5.87	29.26	27.67	15.47	1.69	6.22	8.03	59.19	0.0719	968.9	0.0053	53.36	67.41
2	Z140X2.2	140	50	20	2.2	5.909	4.638	22.00	176.81	5.47	25.26	42.93	2.70	6.81	202.93	5.86	32.00	30.09	16.81	1.69	6.80	9.04	64.64	0.0953	1050.3	0.0059	58.34	73.57
3	Z140X2.5	140	50	20	2.5	6.676	5.240	22.02	198.45	5.45	28.35	48.15	2.69	7.66	227.83	5.84	36.04	33.61	18.77	1.68	7.65	10.68	72.66	0.13891	1167.2	0.0068	65.68	82.60
4	Z160X2.0	160	60	20	2.0	6.192	4.861	22.10	246.83	6.31	30.85	60.27	3.12	8.24	283.68	6.77	38.98	37.11	23.42	1.95	8.15	10.11	90.73	0.0826	1900.7	0.0041	78.75	90.38
5	Z160X2.2	160	60	20	2.2	6.789	5.329	22.11	269.59	6.30	33.70	65.80	3.11	9.01	309.89	6.76	42.66	40.42	25.50	1.94	8.91	11.34	99.18	0.1095	2064.7	0.0045	86.18	98.70
6	Z160X2.5	160	60	20	2.5	7.676	6.025	22.13	303.09	6.28	37.89	73.93	3.10	10.14	348.49	6.74	48.11	45.25	28.54	1.93	10.04	13.29	111.64	0.1599	2301.9	0.0052	97.16	110.91
7	Z180X2.0	180	70	20	2.0	6.992	5.489	22.19	356.62	7.14	39.62	87.42	3.54	10.51	410.32	7.66	50.04	47.90	33.72	2.20	10.34	12.46	131.67	0.0932	3437.7	0.0032	111.10	119.13
8	Z180X2.2	180	70	20	2.2	7.669	6.020	22.19	389.84	7.13	43.32	95.52	3.53	11.50	448.59	7.65	54.80	52.22	36.76	2.19	11.31	13.94	144.03	0.1237	3740.3	0.0036	121.66	130.18
9	Z180X2.5	180	70	20	2.5	8.676	6.810	22.21	438.84	7.11	48.76	107.46	3.52	12.96	505.09	7.63	61.86	58.57	41.21	2.18	12.76	16.25	162.31	0.1807	4179.8	0.0041	137.30	146.42
10	Z200X2.0	200	70	20	2.0	7.392	5.803	19.31	455.43	7.85	45.54	87.42	3.44	10.51	506.90	8.28	54.52	52.61	35.94	2.21	11.32	13.81	146.94	0.0986	4348.7	0.0029	132.47	129.17
11	Z200X2.2	200	70	20	2.2	8.109	6.365	19.31	498.02	7.84	49.80	95.52	3.43	11.50	554.35	8.27	59.92	57.41	39.20	2.20	12.39	15.48	160.76	0.1308	4733.4	0.0033	145.15	141.17
12	Z200X2.5	200	70	20	2.5	9.176	7.203	19.31	560.92	7.82	56.09	107.46	3.42	12.96	624.42	8.25	67.42	64.47	43.96	2.19	13.98	18.11	181.18	0.1912	5293.3	0.0037	163.95	158.85
13	Z220X2.0	220	75	20	2.0	7.992	6.274	18.30	592.79	8.61	53.89	103.58	3.60	11.75	652.87	9.04	63.38	61.42	43.50	2.33	13.08	15.84	181.66	0.1066	6260.3	0.0026	166.31	152.62
14	Z220X2.2	220	75	20	2.2	8.769	6.884	18.30	648.52	8.60	58.96	113.22	3.59	12.86	714.28	9.03	69.44	67.08	47.47	2.33	14.32	17.73	198.80	0.1415	6819.4	0.0028	182.31	166.86
15	Z220X2.5	220	75	20	2.5	9.926	7.792	18.31	730.93	8.58	66.45	127.44	3.58	14.50	805.09	9.01	78.43	75.41	53.28	2.32	16.17	20.72	224.18	0.2068	7635.0	0.0032	206.07	187.86
16	Z250X2.5	250	80	20	2.5	11.250	8.831	16.55							1179.63	10.24		94.37	71.44	2.52	17.86			0.2344	13123.28			
17	Z300X2.5	300	100	20	2.5	13.500	10.598	16.62							2049.55	13.32		136.64	123.88	3.03	24.78			0.2812	28066.17			

卷边Z冷弯薄壁型钢截面特性	02TD-102	
	页 次	4

Create PDF with GO2PDF for free, if you wish to remove this line, click here to buy Virtual PDF Printer

校对

制图

设计

卷边C冷弯薄壁型钢的截面特性

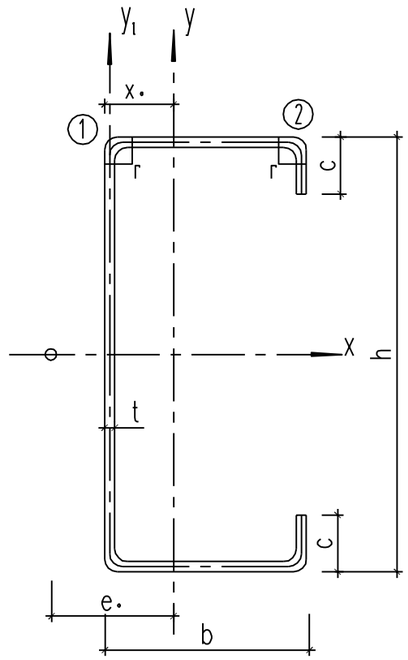

序号	截面代号	截面尺寸(cm) h	b	c	t	截面面积 A(cm²)	质量g (kg/m)	x. (cm)	x－x I_x (cm⁴)	i_x (cm)	W_x (cm³)	y－y I_y (cm⁴)	i_y (cm)	W_{ymax} (cm³)	W_{ymin} (cm³)	y_1-y_1 I_{y1} (cm⁴)	e. (cm)	I_t (cm⁴)	I_w (cm⁶)	k (cm⁻¹)	W_{w1} (cm⁴)	W_{w2} (cm⁴)
1	C140X2.0	140	50	20	2.0	5.27	4.14	1.59	154.03	5.41	22.00	18.56	1.88	11.68	5.44	31.86	3.87	0.0703	794.79	0.0058	51.44	52.22
2	C140X2.2	140	50	20	2.2	5.76	4.52	1.59	167.40	5.39	23.91	20.03	1.87	12.62	5.87	34.53	3.84	0.0929	852.46	0.0065	55.98	56.84
3	C140X2.5	140	50	20	2.5	6.48	5.09	1.58	186.78	5.39	26.68	22.11	1.85	13.96	6.47	38.38	3.80	0.1351	931.89	0.0075	62.56	63.56
4	C160X2.0	160	60	20	2.0	6.07	4.76	1.85	236.59	6.24	29.57	29.99	2.22	16.19	7.23	50.83	4.52	0.0809	1596.28	0.0044	76.92	71.30
5	C160X2.2	160	60	20	2.2	6.64	5.21	1.85	257.57	6.23	32.20	32.45	2.21	17.53	7.82	55.19	4.50	0.1071	1717.82	0.0049	83.82	77.55
6	C160X2.5	160	60	20	2.5	7.48	5.87	1.85	288.13	6.21	36.02	35.96	2.19	19.47	8.66	61.49	4.45	0.1559	1887.71	0.0056	93.87	86.63
7	C180X2.0	180	70	20	2.0	6.87	5.39	2.11	343.93	7.08	38.21	45.18	2.57	21.37	9.25	75.87	5.17	0.0916	2934.34	0.0035	109.50	95.22
8	C180X2.2	180	70	20	2.2	7.52	5.90	2.11	374.90	7.06	41.66	48.97	2.55	23.19	10.02	82.49	5.14	0.1213	3165.62	0.0038	119.44	103.58
9	C180X2.5	180	70	20	2.5	8.48	6.66	2.11	420.20	7.04	46.69	54.42	2.53	25.82	11.12	92.08	5.10	0.1767	3492.15	0.0044	133.99	115.73
10	C200X2.0	200	70	20	2.0	7.27	5.71	2.00	440.04	7.78	44.00	46.71	2.54	23.32	9.35	75.88	4.96	0.0969	3672.33	0.0032	126.74	106.15
11	C200X2.2	200	70	20	2.2	7.96	6.25	2.00	479.87	7.77	47.99	50.64	2.52	25.31	10.13	82.49	4.93	0.1284	3963.82	0.0035	138.26	115.74
12	C200X2.5	200	70	20	2.5	8.98	7.05	2.00	538.21	7.74	53.82	56.27	2.50	28.18	11.25	92.09	4.89	0.1871	4376.18	0.0041	155.14	129.75
13	C220X2.0	220	75	20	2.0	7.87	6.18	2.08	574.45	8.54	52.22	56.88	2.69	27.35	10.50	90.93	5.18	0.1049	5313.52	0.0028	158.43	127.32
14	C220X2.2	220	75	20	2.2	8.62	6.77	2.08	626.85	8.53	56.99	61.71	2.68	29.70	11.38	98.91	5.15	0.1391	5742.07	0.0031	172.92	138.93
15	C220X2.5	220	75	20	2.5	9.73	7.64	2.07	703.76	8.50	63.98	68.66	2.66	33.11	12.65	110.51	5.11	0.2028	6351.05	0.0035	194.18	155.94
16	C250X2.5	250	80	20	2.5	11.25	8.83	2.13	1083.10	9.81	86.65	78.51	2.64		13.38		5.59	0.2344	9504.87			
17	C300X2.5	300	100	20	2.5	13.50	10.60	2.59	1883.83	11.81	125.59	138.43	3.20		18.69		6.77	0.2812	25369.75			

Create PDF with GO2PDF for free, if you wish to remove this line, click here to buy Virtual PDF Printer

校对

制图

设计

■高频焊接轻型H型钢截面特性

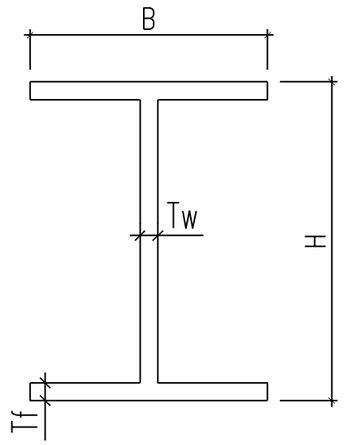

序号 No	规格 Size(mm)	高度 Height (mm)	宽度 Width (mm)	腹板厚度 Web thickness (mm)	翼缘厚度 Flange thickness (mm)	截面积 Width (cm)	理论重量 Theoretic weight (Kg/m²)	Ix (cm⁴)	Wx (cm³)	ix (cm)	Sx (cm³)	Iy (cm⁴)	Wy (cm³)	iy (cm)	表面积 (m²/t)
1	100X50X2.3X3.2	100	50	2.3	3.2	5.35	4.20	90.71	18.14	4.12	10.26	6.68	2.67	1.12	95.2
2	100X50X3.2X4.5	100	50	3.2	4.5	7.41	5.82	122.77	24.55	4.07	14.06	9.40	3.76	1.13	68.7
3	100X100X4.5X6	100	100	4.5	6.0	15.96	12.53	291.00	58.20	4.27	32.56	100.07	20.01	2.50	47.9
4	100X100X6X8	100	100	6.0	8.0	21.04	16.52	369.05	73.81	4.19	42.09	133.48	26.70	2.52	36.3
5	120X120X3.2X4.5	120	120	3.2	4.5	14.35	11.27	396.84	66.14	5.26	36.11	129.63	21.61	3.01	63.9
6	120X120X4.5X6	120	120	4.5	6.0	19.26	15.12	515.53	85.92	5.17	47.60	172.88	28.81	3.01	47.6
7	150X75X3.2X4.5	150	75	3.2	4.5	11.26	8.84	432.11	57.62	6.19	32.51	31.68	8.45	1.68	67.9
8	150X75X4.5X6	150	75	4.5	6.0	15.21	11.94	565.38	75.38	6.10	43.11	42.29	11.28	1.67	50.3
9	150X100X3.2X4.5	150	100	3.2	4.5	13.51	10.61	551.24	73.50	6.39	40.69	75.04	15.01	2.36	66.0
10	150X100X4.5X6	150	100	4.5	6.0	18.21	14.29	720.99	96.13	6.29	53.91	100.10	20.02	2.34	49.0
11	150X150X4.5X6	150	150	4.5	6.0	24.21	19.00	1032.21	137.63	6.53	75.51	337.60	45.01	3.73	47.4
12	150X150X6X8	150	150	6.0	8.0	32.04	25.15	1331.43	177.52	6.45	98.67	450.24	60.03	3.75	35.8
13	200X100X3X3	200	100	3.0	3.0	11.82	9.28	764.71	76.47	8.04	43.66	50.04	10.01	2.06	86.2
14	200X100X3.2X4.5	200	100	3.2	4.5	15.11	11.86	1045.92	104.59	8.32	58.58	75.05	15.01	2.23	67.4
15	200X100X4.5X6	200	100	4.5	6.0	20.46	16.06	1378.62	137.86	8.21	78.08	100.14	20.03	2.21	49.8
16	200X100X6X8	200	100	6.0	8.0	27.04	21.23	1786.89	178.69	8.13	102.19	133.66	26.73	2.22	37.7
17	200X150X3.2X4.5	200	150	3.2	4.5	19.61	15.40	1475.97	147.60	8.68	80.57	253.18	33.76	3.59	65.0
18	200X150X4.5X6	200	150	4.5	6.0	26.46	20.77	1943.34	194.33	8.57	107.18	337.64	45.02	3.57	48.1
19	200X150X6X8	200	150	6.0	8.0	35.04	27.51	2524.60	252.46	8.49	140.59	450.33	60.04	3.58	36.4
20	200X200X6X8	200	200	6.0	8.0	43.04	33.79	3262.30	326.23	8.71	178.99	1067.00	106.70	4.98	35.5
21	250X100X3X3	250	100	3.0	3.0	13.32	10.46	1278.35	102.27	9.80	59.38	50.05	10.01	1.94	86.1
22	250X125X3.2X4.5	250	125	3.2	4.5	18.96	14.89	2068.56	165.48	10.44	92.28	146.55	23.45	2.78	67.2

高频焊接轻型H型钢截面特性（一）

02TD-102

页 次 6

Create PDF with GO2PDF for free, if you wish to remove this line, click here to buy Virtual PDF Printer

校对

制图

设计

高频焊接轻型H型钢截面特性

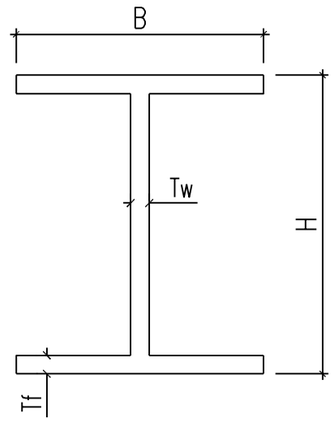

序号 No	规格 Size(mm)	高度 Height (mm)	宽度 Width (mm)	腹板厚度 Web thickness (mm)	翼缘厚度 Flange thickness (mm)	截面积 Width (cm)	理论重量 Theoretic weight (Kg/m²)	Ix (cm⁴)	Wx (cm³)	ix (cm)	Sx (cm³)	Iy (cm⁴)	Wy (cm³)	iy (cm)	表面积 (m²/t)
23	250X125X4.5X6	250	125	4.5	6.0	25.71	20.18	2738.60	219.09	10.32	123.36	195.49	31.28	2.76	49.5
24	250X125X4.5X8	250	125	4.5	8.0	30.53	23.97	3409.75	272.78	10.57	151.80	260.59	41.70	2.92	41.7
25	250X125X6X8	250	125	6.0	8.0	34.04	26.72	3569.91	285.59	10.24	162.07	260.84	41.73	2.77	37.4
26	250X150X3.2X4.5	250	150	3.2	4.5	21.21	16.65	2407.62	192.61	10.65	106.09	253.19	33.76	3.45	66.1
27	250X150X4.5X6	250	150	4.5	6.0	28.71	22.54	3185.21	254.82	10.53	141.66	337.68	45.02	3.43	48.8
28	250X150X4.5X8	250	150	4.5	8.0	34.53	27.11	3995.60	319.65	10.76	176.00	450.18	60.02	3.61	40.6
29	250X150X6X8	250	150	6.0	8.0	38.04	29.86	4155.77	332.46	10.45	186.27	450.42	60.06	3.44	36.8
30	250X200X6X8	250	200	6.0	8.0	46.04	36.14	5327.47	426.20	10.76	234.67	1067.09	106.71	4.81	36.0
31	300X150X3.2X4.5	300	150	3.2	4.5	22.81	17.91	3604.41	240.29	12.57	133.60	253.20	33.76	3.33	67.0
32	300X150X4.5X6	300	150	4.5	6.0	30.96	24.30	4785.96	319.06	12.43	178.96	337.72	45.03	3.30	49.4
33	300X150X4.5X8	300	150	4.5	8.0	36.78	28.87	5976.11	398.41	12.75	220.57	450.22	60.03	3.50	41.6
34	300X150X6X8	300	150	6.0	8.0	41.04	32.22	6262.44	417.50	12.35	235.69	450.51	60.07	3.31	37.2
35	300X200X6X8	300	200	6.0	8.0	49.04	38.50	7968.14	531.21	12.75	294.09	1067.18	106.72	4.66	36.4
36	350X150X3.2X4.5	350	150	3.2	4.5	24.41	19.16	5086.36	290.65	14.43	163.12	253.22	33.76	3.22	67.8
37	350X150X4.5X6	350	150	4.5	6.0	33.21	26.07	6773.70	387.07	14.28	219.06	337.76	45.03	3.19	49.9
38	350X150X6X8	350	150	6.0	8.0	44.04	34.57	8882.11	507.55	14.20	288.87	450.60	60.08	3.20	37.6
39	350X175X4.5X6	350	175	4.5	6.0	36.21	28.42	7661.31	437.79	14.55	244.86	536.19	61.28	3.85	49.3
40	350X175X4.5X8	350	175	4.5	8.0	43.03	33.78	9586.21	547.78	14.93	302.15	714.84	81.70	4.08	41.4
41	350X175X6X8	350	175	6.0	8.0	48.04	37.71	10051.96	574.40	14.47	323.07	715.18	81.74	3.86	37.1
42	350X200X6X8	350	200	6.0	8.0	52.04	40.85	11221.81	641.25	14.68	357.27	1067.27	106.73	4.53	36.7
43	400X150X4.5X8	400	150	4.5	8.0	41.28	32.40	11344.49	567.22	16.58	318.14	450.29	60.04	3.30	43.2
44	400X200X6X8	400	200	6.0	8.0	55.04	43.21	15125.98	756.30	16.58	424.19	1067.36	106.74	4.40	37.0
45	400X200X4.5X8	400	200	4.5	8.0	49.28	38.68	14418.19	720.91	17.10	396.54	1066.96	106.70	4.65	41.4

高频焊接轻型H型钢截面特性（二）

02TD-102

页 次 7

Create PDF with GO2PDF for free, if you wish to remove this line, click here to buy Virtual PDF Printer

校对

制图

设计

屋面檩条选用表说明

1. 材料：

屋面檩条材料首选冷弯薄壁Z型钢、C型钢，当承载力或刚度不够时选用高频焊接H型钢。钢材材质均按Q235记取。截面选材时，Z型钢、C型钢按2.5mm壁厚系列选取；高频焊接H型钢按翼缘150mm，腹板及翼缘厚度分别为3.2mm、4.5mm系列选取。

2. 荷载取值：（单位：KN／平方米）

荷载一栏中上排为屋面恒载，下排为屋面活载。当雪荷载大于活载时，应按雪荷载计算。屋面恒载按0.2、0.3、0.4、0.5、0.7、1.0分别取值；活荷载按0.3、0.5分别取值；基本风压按0.2～0.75取值，风压高度变化系数按1.0取，体型系数按B类地区部分封闭时轻钢房屋记取。

3. 檩条跨度、屋面排水坡度：

檩条跨度按6.0、7.5、9.0、12.0m分别计算；屋面排水坡度按1：20计算。

4. 计算原则：

屋面檩条按简支檩条计算。其中6m柱距时设拉条一道，7.5m、9.0m、12.0m时设拉条两道。屋面檩条间距按1.5m计算。

5. 该屋面檩条选用表仅供方案设计时选材参考，实际选材时应根据具体工程实际情况，以计算结果为准。

高频焊接H型钢檩条挡板选用表				
截面高度	200	250	300	350
挡板编号	HD200	HD250	HD300	HD350

檩条、墙梁挡板选用说明

一、材料：

1. 檩条、墙梁挡板均采用Q235钢制作。

2. 檩条、墙梁挡板根据檩条、墙梁材料分冷弯型钢檩条、墙梁挡板和高频焊接H型钢檩条挡板。

3. 冷弯薄壁型钢檩条、墙梁挡板根据有无托板情况分有托挡板和无托挡板。有托挡板板厚选用6mm，无托挡板板厚选用8mm。

二、檩条挡板选用原则：

1. 墙梁截面高度大于或等于160时挡板均选用有托挡板（LD***　。

2. 屋面坡度超过1／8(12.5%)时，屋面檩条挡板均选用有托挡板（　　）。

3. 屋面檩条截面高度大于或等于200时的檩条挡板均选用有托挡板（　　）。

4. 连接于　型钢弱轴方向的墙梁挡板一般应选用有托挡板，托板尺寸宜根据计算定，在无详细计算依据时可参照同规格的墙梁挡板小端尺寸及外伸长度确定。

4. 除以上之外的情况可选用无托挡板。

冷弯薄壁型钢檩条挡板选用表							
截面高度	140	160	180	200	220	250	300
无托挡板编号	LD140A	LD160A	LD180A				
有托挡板编号	LD140B	LD160B	LD180B	LD200B	LD220B	LD250B	LD300B

檩条、檩条挡板选用表说明	02TD-102	
	页 次	8

Create PDF with GO2PDF for free, if you wish to remove this line, click here to buy Virtual PDF Printer

校对

制图

设计

檩条跨度6.0m时

行号	檩条 荷载 / 风压	0.20		0.30		0.40		0.50		0.70		1.0	
		0.30	0.50	0.30	0.50	0.30	0.50	0.30	0.50	0.30	0.50	0.30	0.50
1	0.20	Z160	Z180	Z160	Z180	Z180	Z200	Z180	Z220	Z200	Z300	Z300	Z300
2	0.25	Z160	Z180	Z160	Z180	Z180	Z200	Z180	Z220	Z200	Z300	Z300	Z300
3	0.30	Z160	Z180	Z160	Z180	Z180	Z200	Z180	Z220	Z200	Z300	Z300	Z300
4	0.35	Z160	Z180	Z160	Z180	Z180	Z200	Z180	Z220	Z200	Z300	Z300	Z300
5	0.40	Z160	Z180	Z160	Z180	Z180	Z200	Z180	Z220	Z200	Z300	Z300	Z300
6	0.45	Z160	Z180	Z160	Z180	Z180	Z200	Z180	Z220	Z200	Z300	Z300	Z300
7	0.50	Z160	Z180	Z160	Z180	Z180	Z200	Z180	Z220	Z200	Z300	Z300	Z300
8	0.55	Z160	Z180	Z160	Z180	Z180	Z200	Z180	Z220	Z200	Z300	Z300	Z300
9	0.60	Z160	Z180	Z180	Z180	Z180	Z200	Z180	Z220	Z200	Z300	Z300	Z300
10	0.65	Z180	Z180	Z180	Z180	Z180	Z200	Z180	Z220	Z200	Z300	Z300	Z300
11	0.70	Z180	Z180	Z180	Z180	Z180	Z200	Z180	Z220	Z200	Z300	Z300	Z300
12	0.75	Z180	Z180	Z180	Z180	Z180	Z200	Z180	Z220	Z200	Z300	Z300	Z300
列 号		A	B	C	D	E	F	G	H	J	K	L	M

檩条跨度7.5m时

行号	檩条 荷载 / 风压	0.20		0.30		0.40		0.50		0.70		1.0	
		0.30	0.50	0.30	0.50	0.30	0.50	0.30	0.50	0.30	0.50	0.30	0.50
1	0.20	Z200	Z220	Z220	Z250	Z220	Z250	Z250	Z300	Z300	Z300	Z300	H250X150
2	0.25	Z200	Z220	Z220	Z250	Z220	Z250	Z250	Z300	Z300	Z300	Z300	H250X150
3	0.30	Z200	Z220	Z220	Z250	Z220	Z250	Z250	Z300	Z300	Z300	Z300	H250X150
4	0.35	Z200	Z220	Z220	Z250	Z220	Z250	Z250	Z300	Z300	Z300	Z300	H250X150
5	0.40	Z200	Z220	Z220	Z250	Z220	Z250	Z250	Z300	Z300	Z300	Z300	H250X150
6	0.45	Z200	Z220	Z220	Z250	Z220	Z250	Z250	Z300	Z300	Z300	Z300	H250X150
7	0.50	Z200	Z220	Z220	Z250	Z220	Z250	Z250	Z300	Z300	Z300	Z300	H250X150
8	0.55	Z200	Z220	Z220	Z250	Z220	Z250	Z250	Z300	Z300	Z300	Z300	H250X150
9	0.60	Z220	Z220	Z220	Z250	Z220	Z250	Z250	Z300	Z300	Z300	Z300	H250X150
10	0.65	Z250	Z250	Z300	Z300	Z220	Z250	Z250	Z300	Z300	Z300	Z300	H250X150
11	0.70	Z250	Z250	Z300	Z300	Z220	Z250	Z250	Z300	Z300	Z300	Z300	H250X150
12	0.75	Z300	Z300	Z300	Z300	Z250	Z250	Z250	Z300	Z300	Z300	Z300	H250X150
列 号		A	B	C	D	E	F	G	H	J	K	L	M

屋面檩条选用表（一）

02TD-102

页 次 9

Create PDF with GO2PDF for free, if you wish to remove this line, click here to buy Virtual PDF Printer

校对

制图

设计

檩条跨度9.0m时

行号	檩条 荷载 / 风压	0.20		0.30		0.40		0.50		0.70		1.0	
		0.30	0.50	0.30	0.50	0.30	0.50	0.30	0.50	0.30	0.50	0.30	0.50
1	0.20	Z250	Z300	Z300	Z300	Z300	H250X150	Z300	H250X150	H250X150	H250X150	H250X150	H300X150
2	0.25	Z250	Z300	Z300	Z300	Z300	H250X150	Z300	H250X150	H250X150	H250X150	H250X150	H300X150
3	0.30	Z250	Z300	Z300	Z300	Z300	H250X150	Z300	H250X150	H250X150	H250X150	H250X150	H300X150
4	0.35	Z250	Z300	Z300	Z300	Z300	H250X150	Z300	H250X150	H250X150	H250X150	H250X150	H300X150
5	0.40	Z250	Z300	Z300	Z300	Z300	H250X150	Z300	H250X150	H250X150	H250X150	H250X150	H300X150
6	0.45	Z250	Z300	Z300	Z300	Z300	H250X150	Z300	H250X150	H250X150	H250X150	H250X150	H300X150
7	0.50	Z250	Z300	Z300	Z300	Z300	H250X150	Z300	H250X150	H250X150	H250X150	H250X150	H300X150
8	0.55	Z300	Z300	Z300	Z300	Z300	H250X150	Z300	H250X150	H250X150	H250X150	H250X150	H300X150
9	0.60	Z300	Z300	H200X150	H200X150	Z300	H250X150	Z300	H250X150	H250X150	H250X150	H250X150	H300X150
10	0.65	Z300	Z300	H200X150	H200X150	Z300	H250X150	Z300	H250X150	H250X150	H250X150	H250X150	H300X150
11	0.70	Z300	Z300	H200X150	H200X150	Z300	H250X150	Z300	H250X150	H250X150	H250X150	H250X150	H300X150
12	0.75	H200X150	H200X150	H200X150	H200X150	Z300	H250X150	Z300	H250X150	H250X150	H250X150	H250X150	H300X150
列 号		A	B	C	D	E	F	G	H	J	K	L	M

檩条跨度12.0m时

行号	檩条 荷载 / 风压	0.20		0.30		0.40		0.50		0.70		1.0	
		0.30	0.50	0.30	0.50	0.30	0.50	0.30	0.50	0.30	0.50	0.30	0.50
1	0.20	H300X150	H300X150	H300X150	H300X150	H300X150	H350X150	H300X150	H350X150	H350X150	H350X150	H350X150	H350X150
2	0.25	H300X150	H300X150	H300X150	H300X150	H300X150	H350X150	H300X150	H350X150	H350X150	H350X150	H350X150	H350X150
3	0.30	H300X150	H300X150	H300X150	H300X150	H300X150	H350X150	H300X150	H350X150	H350X150	H350X150	H350X150	H350X150
4	0.35	H300X150	H300X150	H300X150	H300X150	H300X150	H350X150	H300X150	H350X150	H350X150	H350X150	H350X150	H350X150
5	0.40	H300X150	H300X150	H300X150	H300X150	H300X150	H350X150	H300X150	H350X150	H350X150	H350X150	H350X150	H350X150
6	0.45	H300X150	H300X150	H300X150	H300X150	H300X150	H350X150	H300X150	H350X150	H350X150	H350X150	H350X150	H350X150
7	0.50	H300X150	H300X150	H300X150	H300X150	H300X150	H350X150	H300X150	H350X150	H350X150	H350X150	H350X150	H350X150
8	0.55	H300X150	H300X150	H300X150	H300X150	H300X150	H350X150	H300X150	H350X150	H350X150	H350X150	H350X150	H350X150
9	0.60	H300X150	H300X150	H300X150	H300X150	H300X150	H350X150	H300X150	H350X150	H350X150	H350X150	H350X150	H350X150
10	0.65	H300X150	H300X150	H300X150	H300X150	H300X150	H350X150	H300X150	H350X150	H350X150	H350X150	H350X150	H350X150
11	0.70	H300X150	H300X150	H300X150	H300X150	H300X150	H350X150	H300X150	H350X150	H350X150	H350X150	H350X150	H350X150
12	0.75	H300X150	H300X150	H300X150	H300X150	H300X150	H350X150	H300X150	H350X150	H350X150	H350X150	H350X150	H350X150
列 号		A	B	C	D	E	F	G	H	J	K	L	M

说明：檩条跨度12.0m时的K、L、M列，檩条截面为H350x150x4.5x6，其余均同选用表说明。

屋面檩条选用表（二）

02TD-102

页 次 10

Create PDF with GO2PDF for free, if you wish to remove this line, click here to buy Virtual PDF Printer

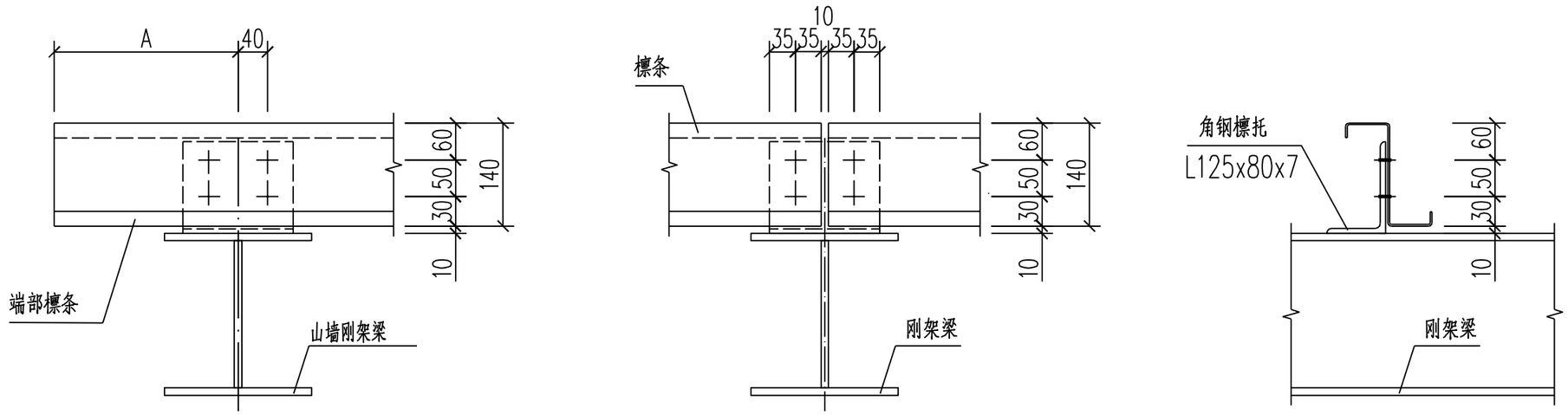

Z140檩条与屋面梁连接

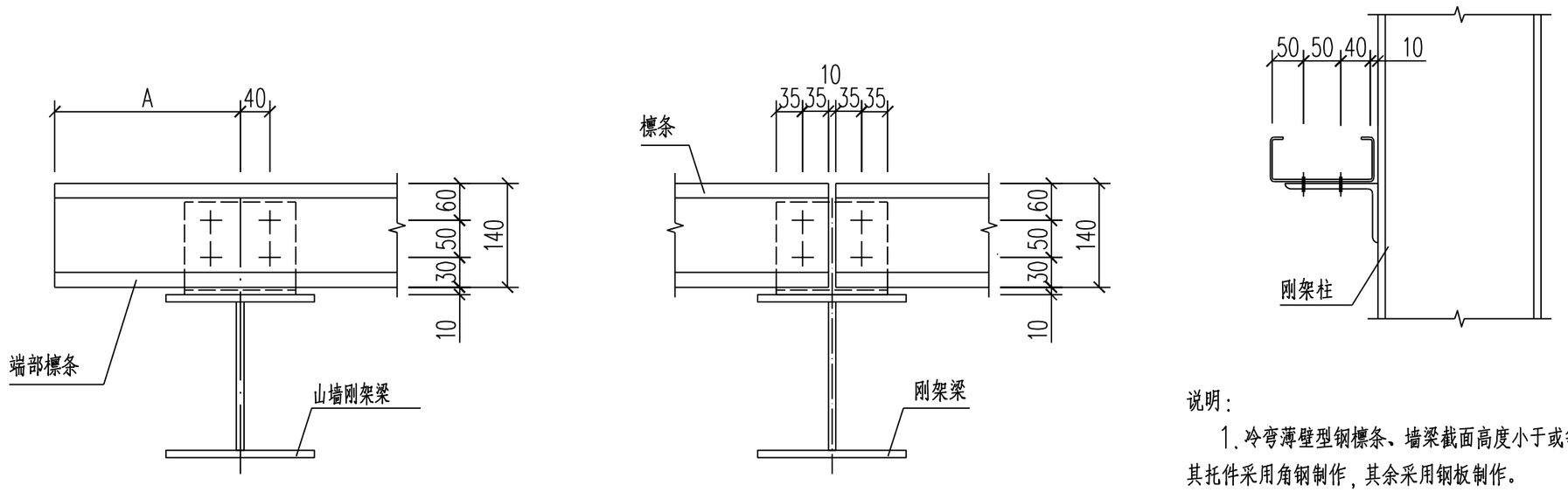

C140墙梁与刚架柱连接

说明：

1.冷弯薄壁型钢檩条、墙梁截面高度小于或等于140mm时，其托件采用角钢制作，其余采用钢板制作。

2.因截面高度小于140　　的檩条、墙梁不常使用，此处仅对截面高度为140　　的型钢连接作规定。

檩条、墙梁与刚架梁柱连接（一）	02TD-102	
	页 次	11

校对　制图　设计

Create PDF with GO2PDF for free, if you wish to remove this line, click here to buy Virtual PDF Printer

校对 制图 设计

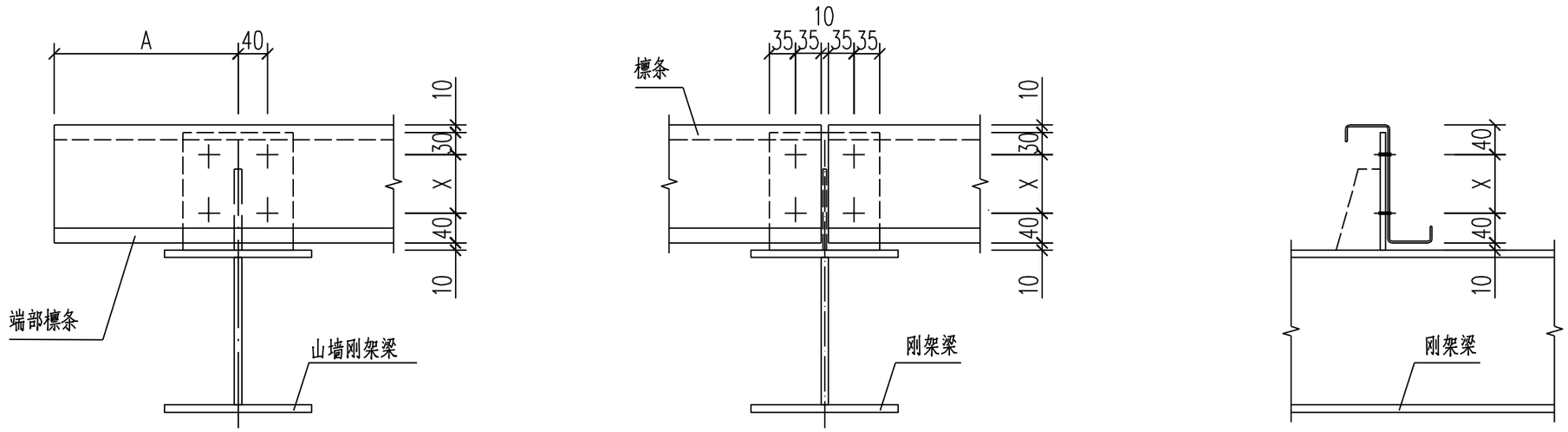

Z型檩条与屋面梁连接

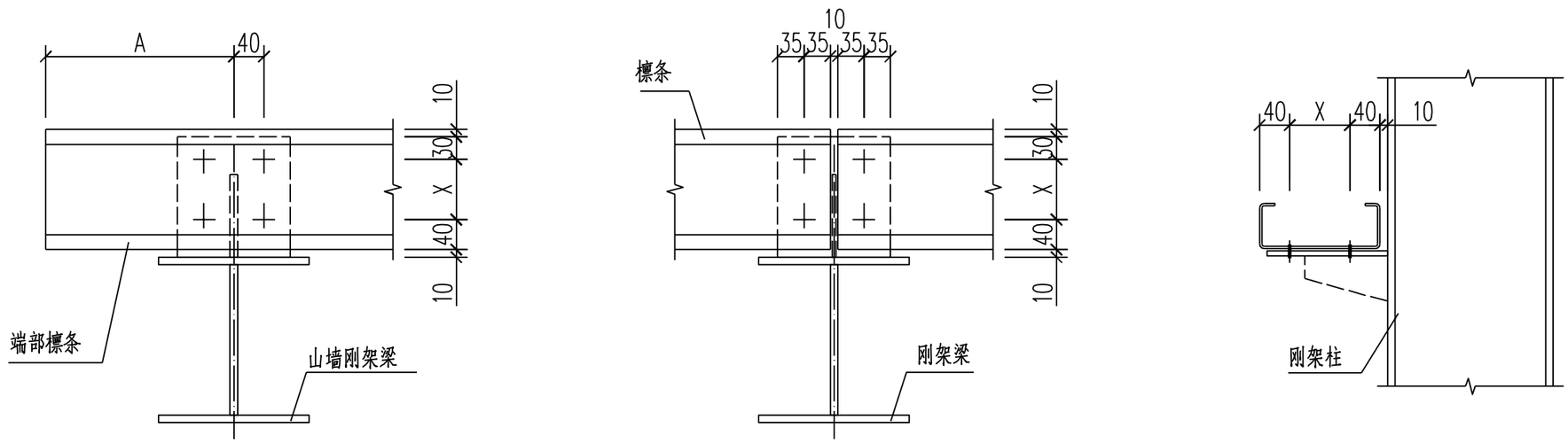

C型墙梁与刚架柱连接

尺寸说明						
尺寸 \ 规格	C160	C180	C200	C220	C250	C300
H	160	180	200	220	250	300
X	80	100	120	140	170	220

檩条、墙梁与刚架梁柱连接（二）	02TD-102	
	页 次	12

Create PDF with GO2PDF for free, if you wish to remove this line, click here to buy Virtual PDF Printer

校对

制图

设计

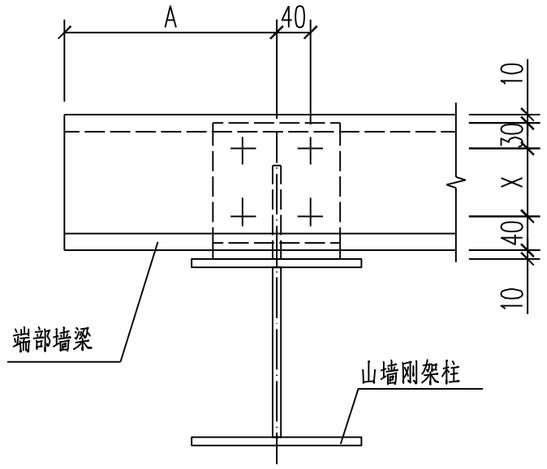

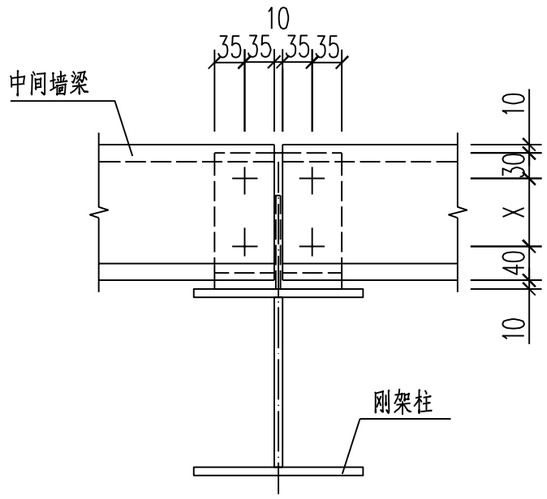

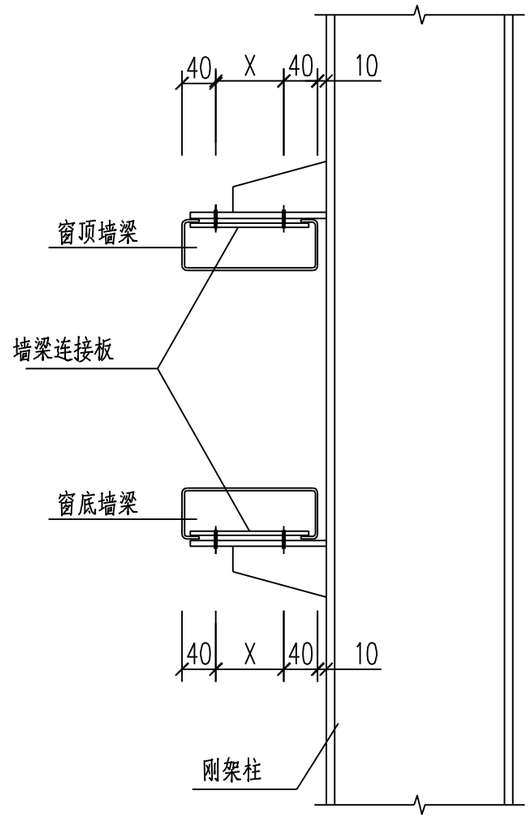

镀锌C型钢墙梁与刚架柱连接

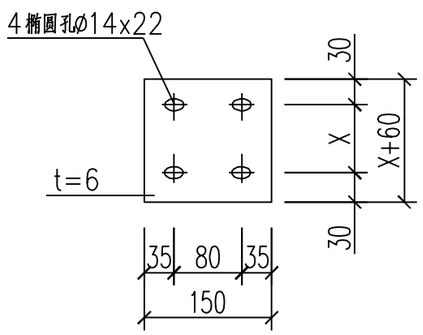

①

端部墙梁连接板

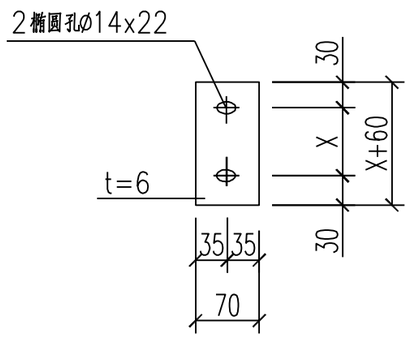

①

中间墙梁连接板

说明：

1. 本图适用于墙梁为镀锌钢材料，墙面开通长窗，墙梁连接不允许焊接的情况。
2. 当墙梁为非门窗处墙梁时，其与刚架柱的连接同普通墙梁连接。
3. 本图墙梁托件做法同普通墙梁托件。

镀锌C型钢墙梁与刚架柱连接	02TD-102	
	页 次	13

Create PDF with GO2PDF for free, if you wish to remove this line, click here to buy Virtual PDF Printer

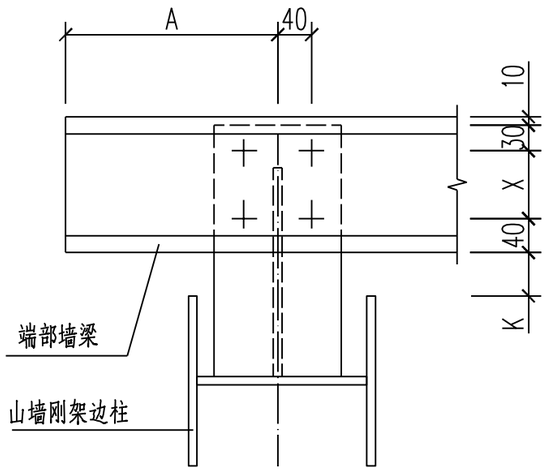

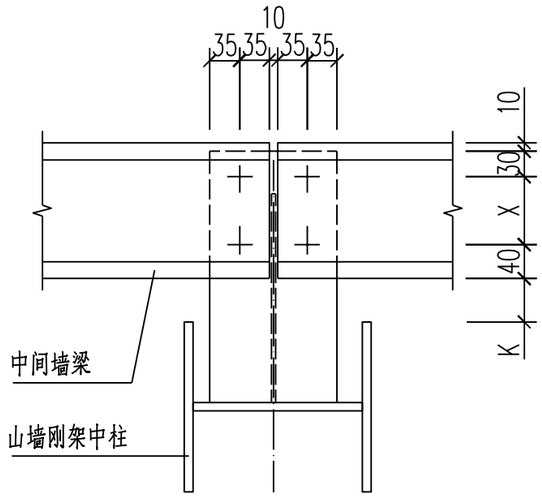

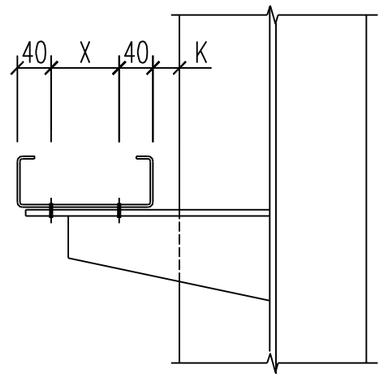

山墙墙梁与刚架柱连接

尺寸说明						
尺寸 \ 规格	C160	C180	C200	C220	C250	C300
H	160	180	200	220	250	300
X	80	100	120	140	170	220

说明：

1. 该做法为山墙刚架梁与山墙抗风柱中心重合时山墙墙梁与刚架柱的连接。

2. 为减少墙面荷载在山墙刚架柱上产生的偏心作用，图中K值宜尽量减小。

山墙墙梁与刚架柱连接	02TD-102	
	页 次	14

校对 制图 设计

Create PDF with GO2PDF for free, if you wish to remove this line, click here to buy Virtual PDF Printer

校对 制图 设计

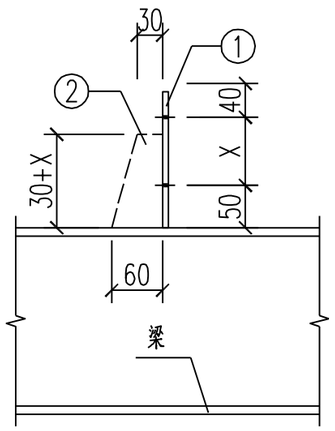

檩条托件大样（1）

（LD140A、LD160、LD200）

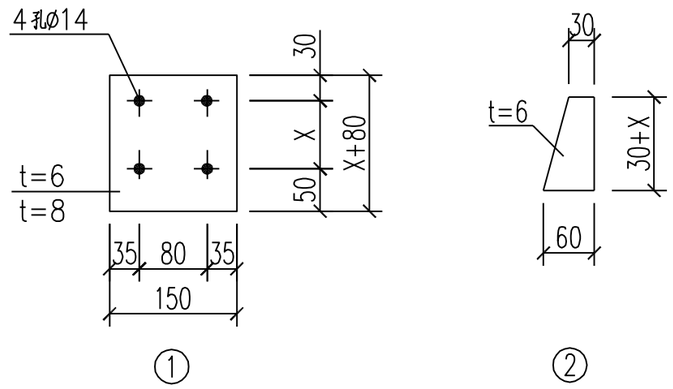

托件零件（1）

（LD160~LD200）

材　料　表

序号	构件编号	零件规格（一厚x高x长）	数量（件）	单重（kg）	合重（kg）	备注
1	LD140A	-8x150x140	1	1.1	1.1	
	LD140B	L125x80x7　L=150	1	1.1	1.7	
2	LD160A	-8x150x160	1	1.5	1.5	
	LD160B	-8x150x160	1	1.1	1.3	
		-6x60(30)x110	1	0.2		
3	LD180A	-8x150x180	1	1.7	1.7	
	LD180B	-6x150x180	1	1.3	1.6	
		-6x60(30)x130	1	0.3		
4	LD200B	-6x150x200	1	1.4	1.7	
		-6x60(30)x150	1	0.3		
5	LD220B	-6x150x220	1	1.6	2.2	
		-6x100(50)x170	1	0.6		
6	LD250B	-6x150x250	1	1.8	2.5	
		-6x100(50)x200	1	0.7		
7	LD300B	-6x150x300	1	2.1	3.0	
		-6x100(50)x250	1	0.9		

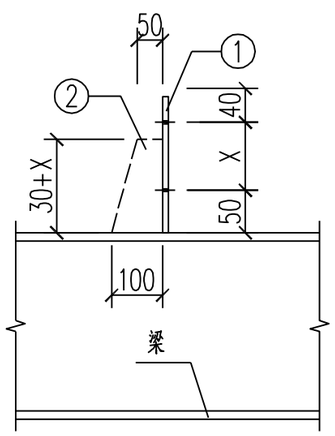

檩条托件大样（2）

（LD200B~LD300B）

尺寸说明

尺寸＼规格	C140	C160	C180	C200	C220	C250	C300
H	140	160	180	200	220	250	300
X	60	80	100	120	140	170	220

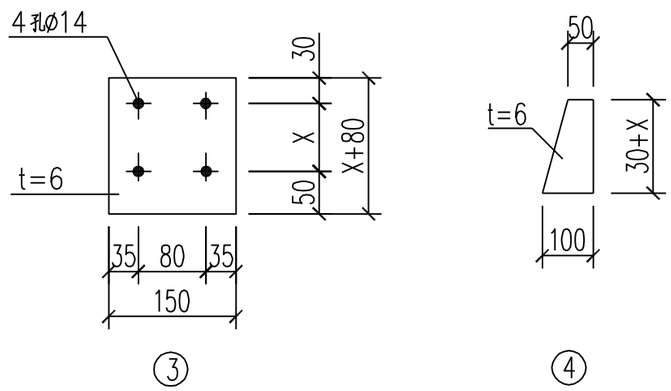

托件零件（2）

（LD160~LD200）

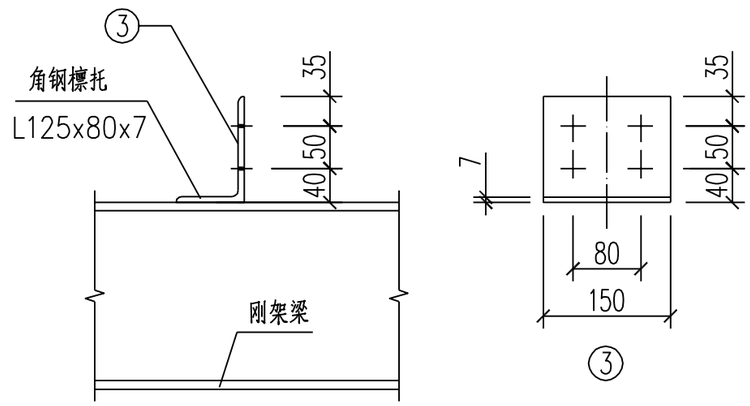

檩条托件大样（3）

（LD140B）

冷弯型钢檩条、墙梁托件	02TD-102
	页次　15

Create PDF with GO2PDF for free, if you wish to remove this line, click here to buy Virtual PDF Printer

校对

制图

设计

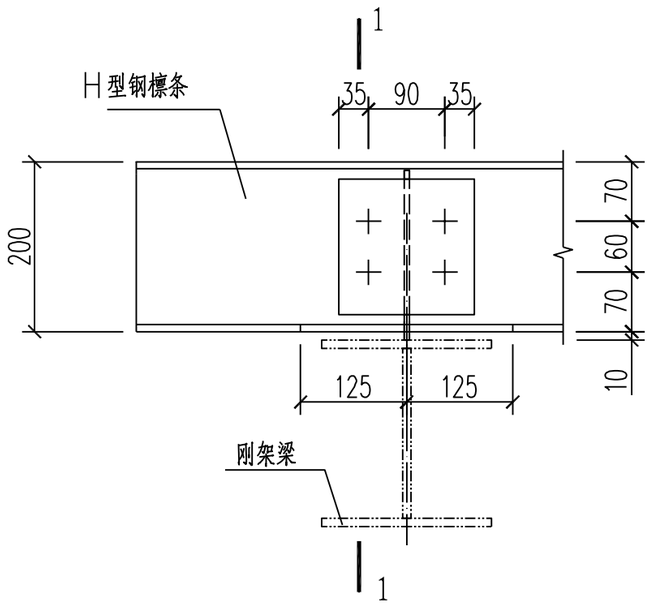

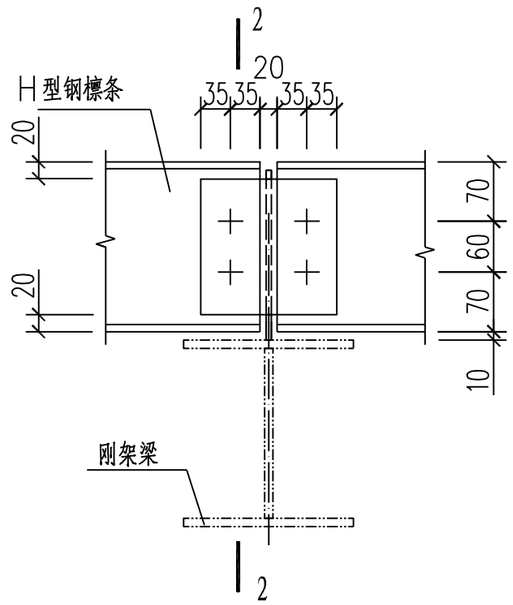

H200型钢檩条连接节点

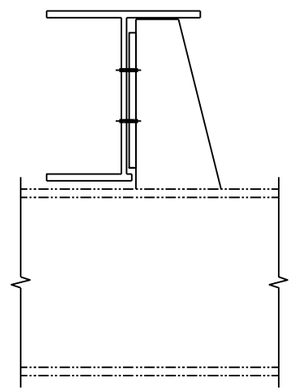

1-1

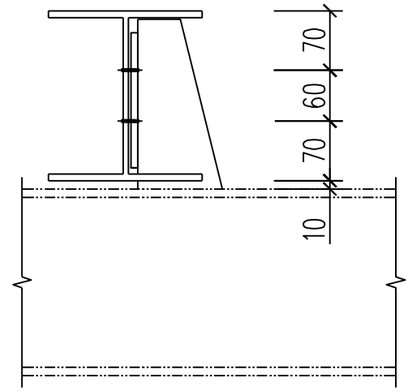

2-2

（本图提供两种支座连接形式，以减少H型钢端部切割工作量）

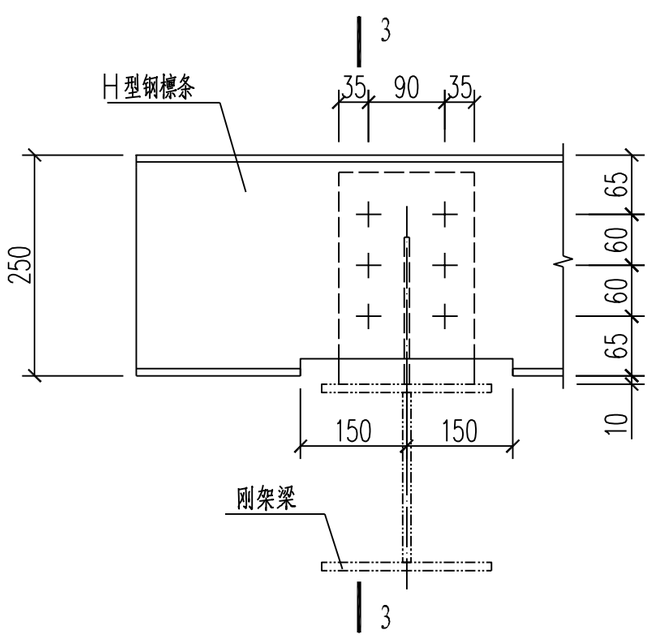

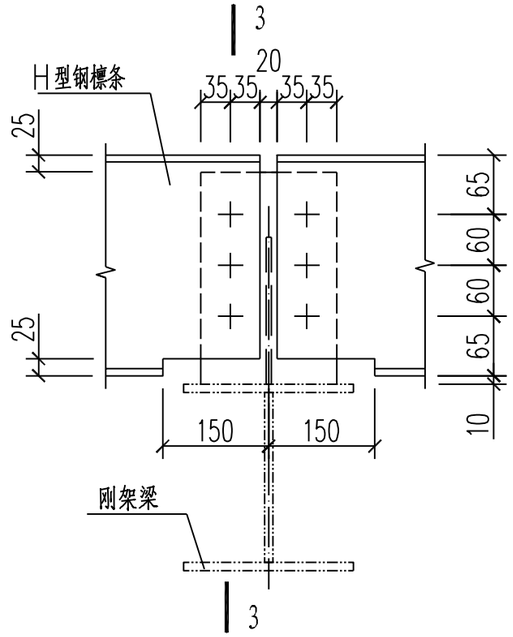

H250型钢檩条连接节点

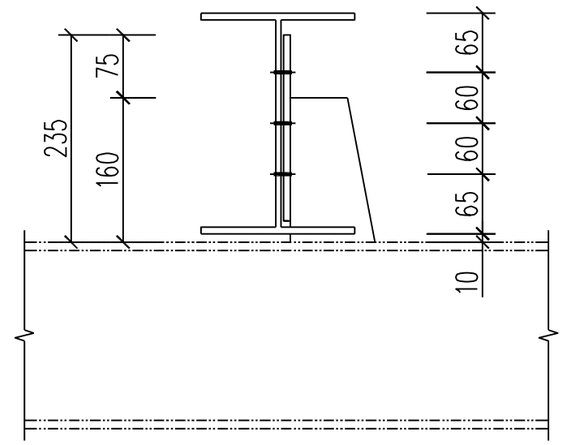

3-3

H200，250型钢檩条连接	02TD-102	
	页 次	16

Create PDF with GO2PDF for free, if you wish to remove this line, click here to buy Virtual PDF Printer

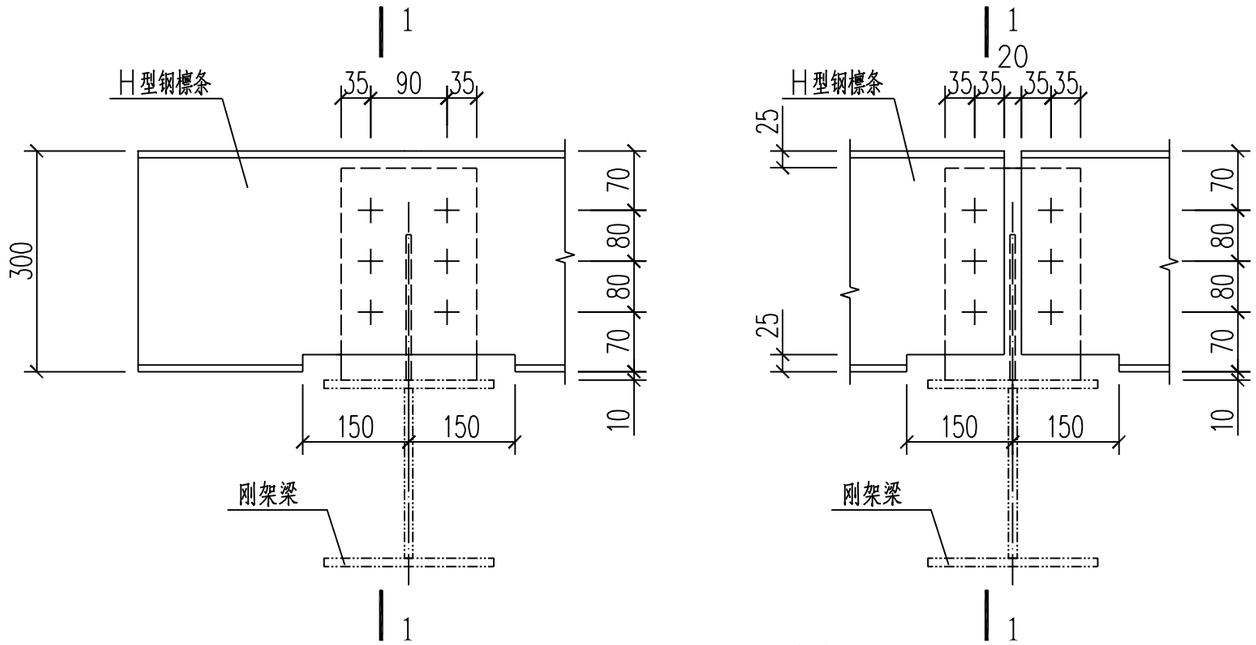

H300型钢檩条连接节点

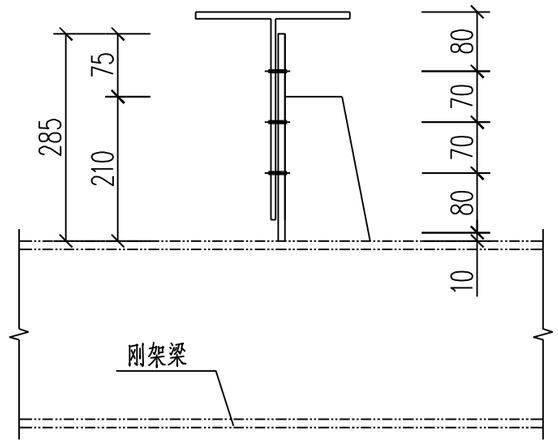

1-1

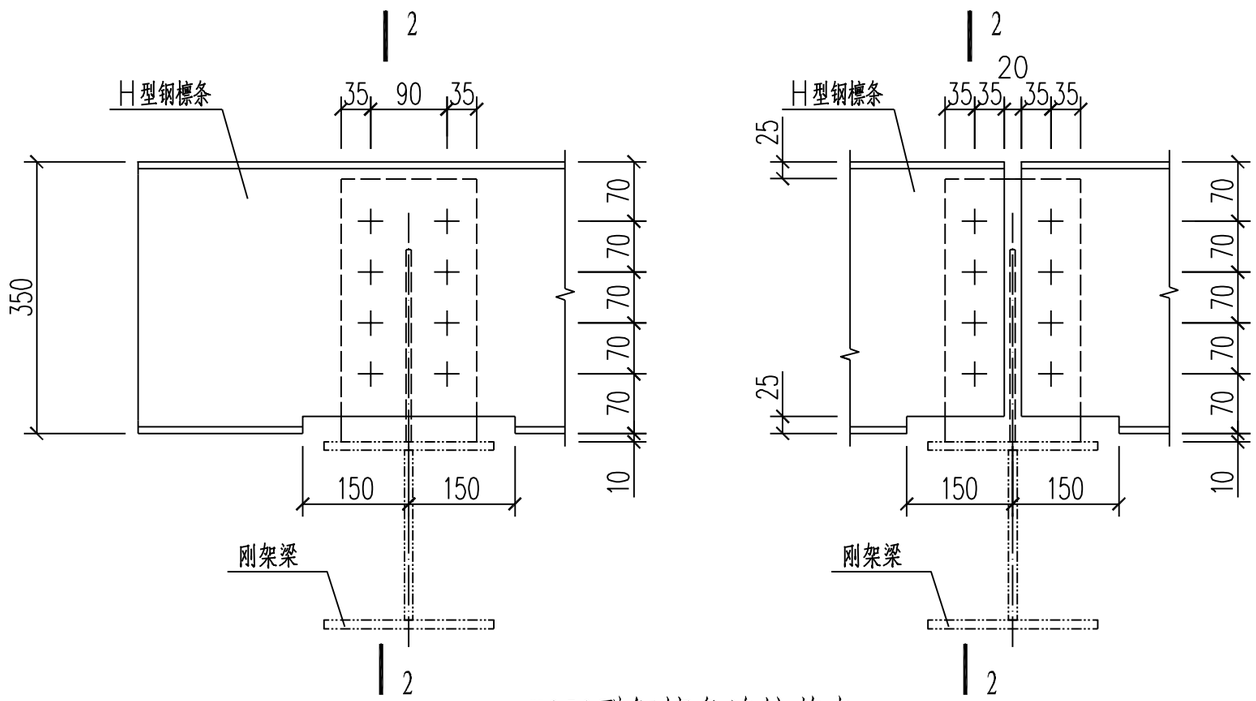

H350型钢檩条连接节点

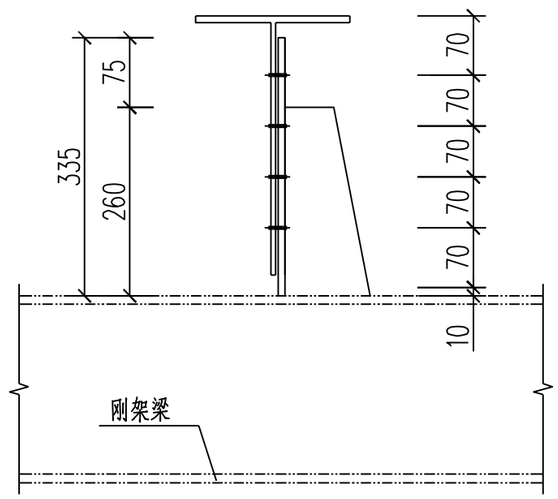

2-2

H300, 350型钢檩条连接	02TD-102	
	页 次	17

校对 制图 设计

Create PDF with GO2PDF for free, if you wish to remove this line, click here to buy Virtual PDF Printer

校对

制图

设计

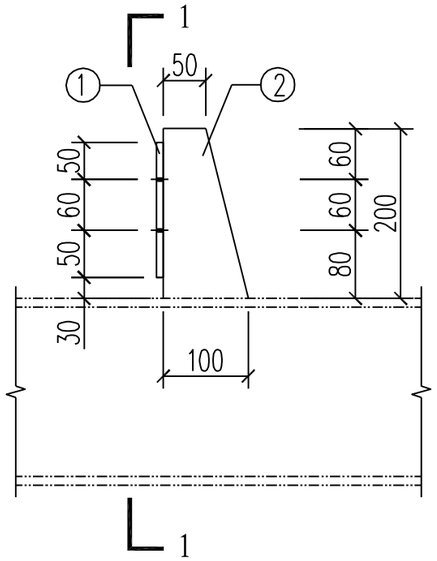

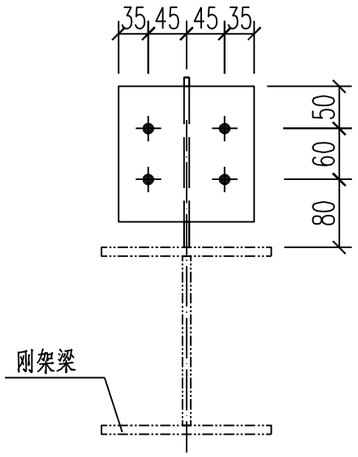

1-1

H200型钢檩条托件大样

(HD200)

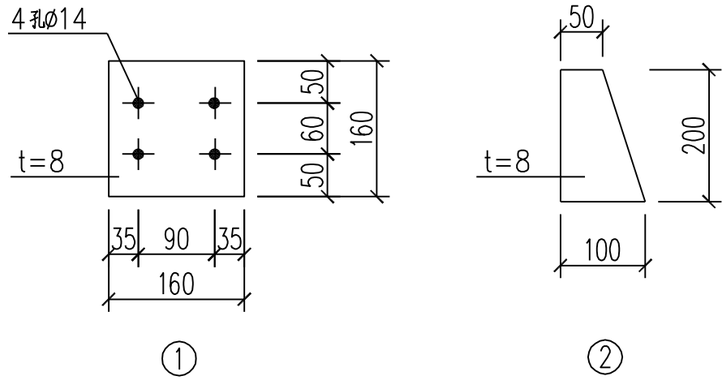

材 料 表						
序号	构件编号	零件规格 (-厚x宽x长)	数量 (件)	单重 (kg)	合重 (kg)	备注
1	HD200	-6x160x160	1	1.9	2.8	
		-6x100x200	1	0.9		
2	HD250	-6x150x180	1	1.3	1.6	
		-6x60(30)x130	1	0.3		

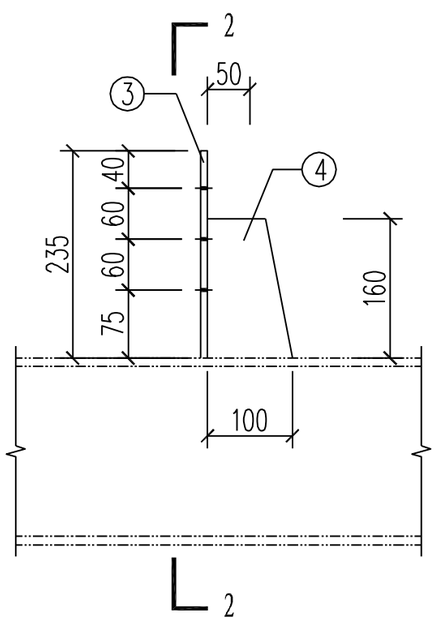

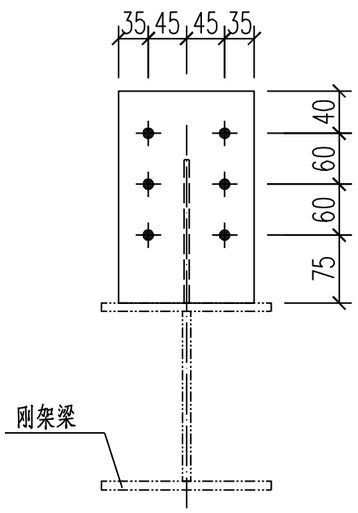

2-2

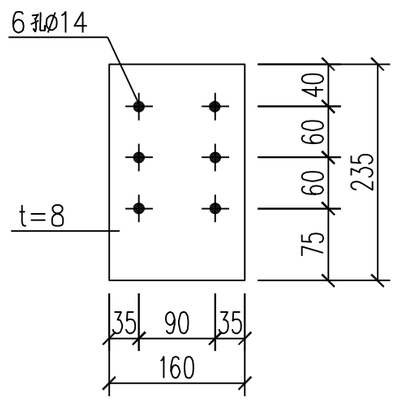

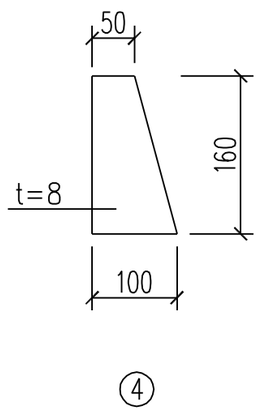

H250型钢檩条托件大样

(HD250)

H200, 250型钢檩条托件	02TD-102
	页 次 18

Create PDF with GO2PDF for free, if you wish to remove this line, click here to buy Virtual PDF Printer

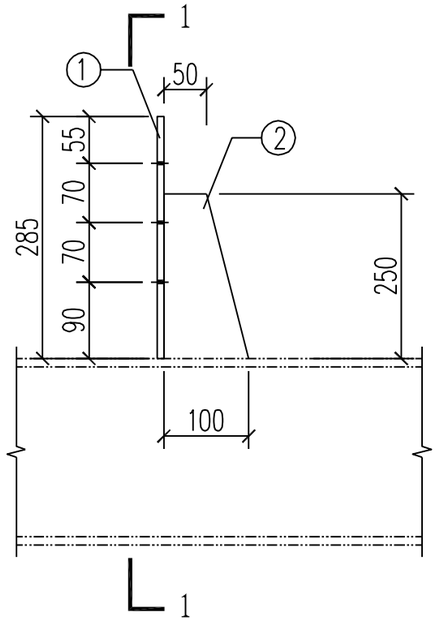

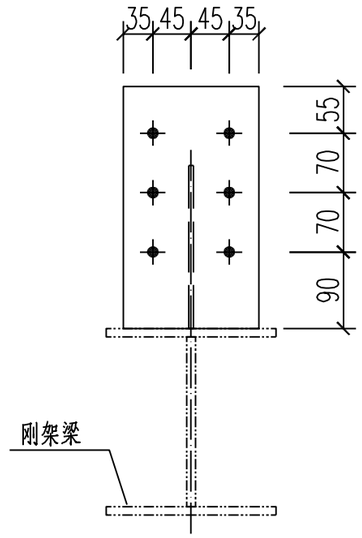

1-1

H300型钢檩条托件大样

(HD300)

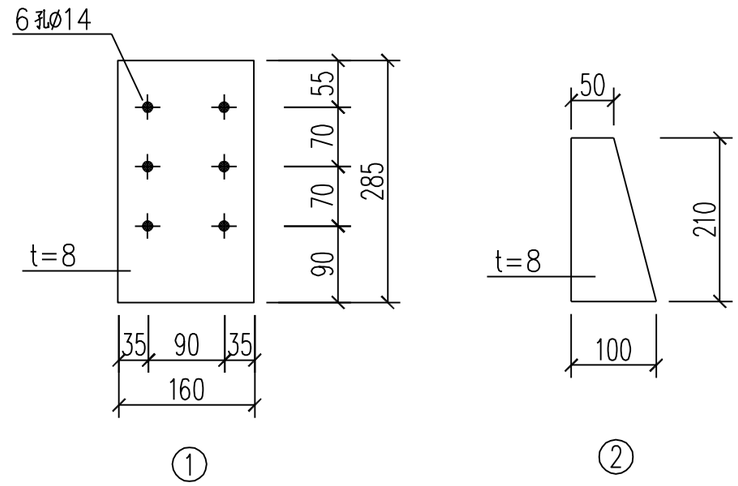

材 料 表						
序号	构件编号	零件规格 (一厚x宽x长)	数量 (件)	单重 (kg)	合重 (kg)	备注
1	HD300	-8x160x285	1	2.9	3.9	
		-8x100x210	1	1.0		
2	HD350	-8x160x335	1	3.4	4.6	
		-8x120x260	1	1.2		

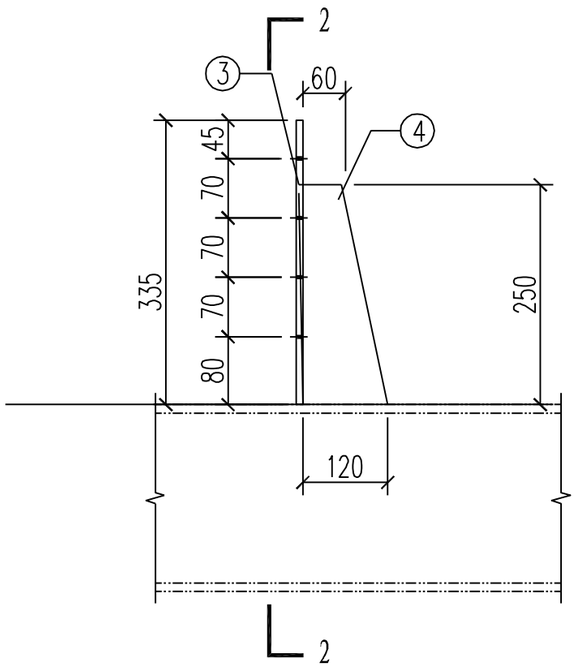

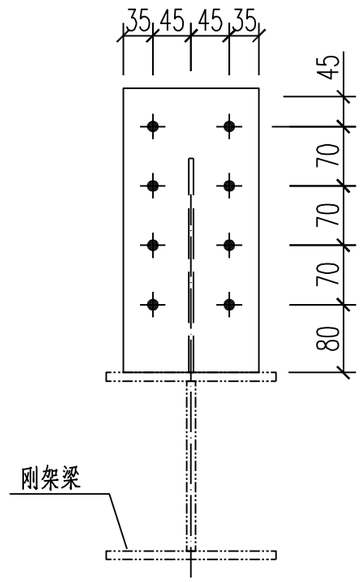

2-2

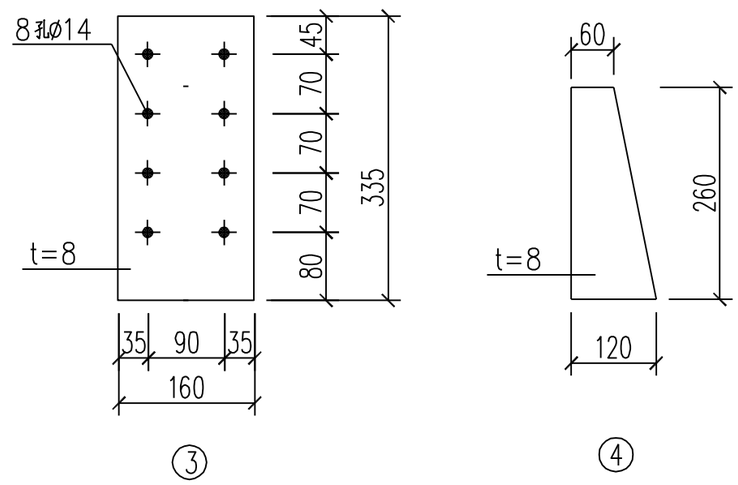

H350型钢檩条托件大样

(HD350)

H300, 350型钢檩条托件	02TD-102
	页 次 19

校对 制图 设计

Create PDF with GO2PDF for free, if you wish to remove this line, click here to buy Virtual PDF Printer

校对 制图 设计

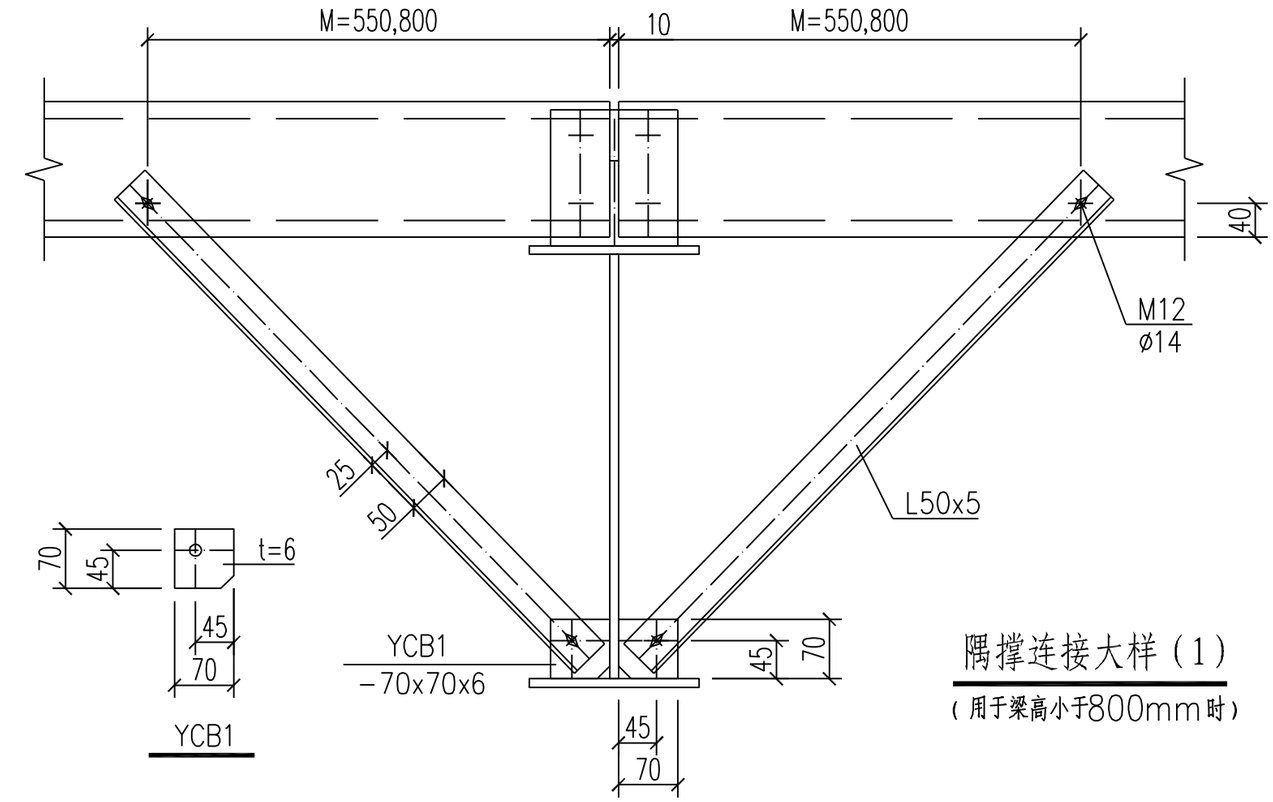

隅撑连接大样（1）

（用于梁高小于800mm时）

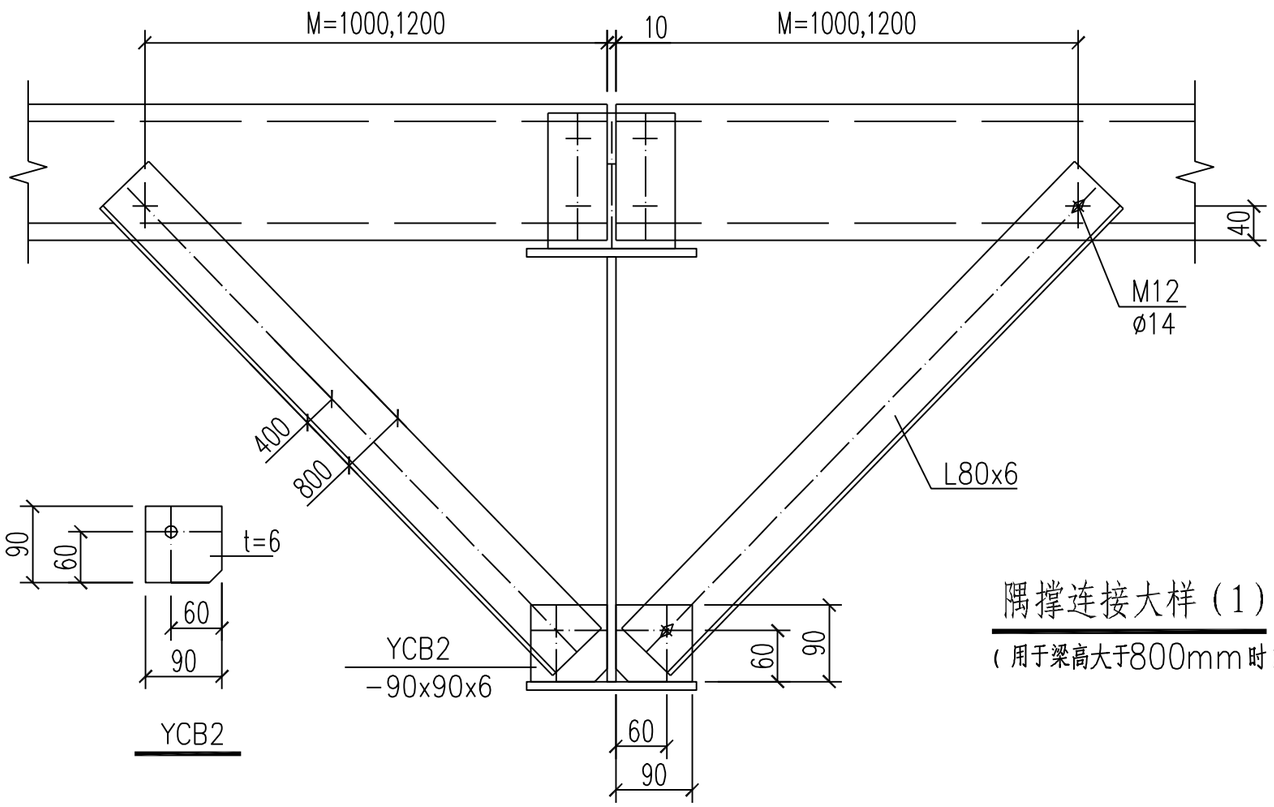

隅撑连接大样（1）

（用于梁高大于800mm时）

材　料　表

序号	构件编号	零件规格	长度 (mm)	数量 (件)	单重 (kg)	合重 (kg)	备注
1	YCB1	-70x6	70	1	0.2		
2	Y*	L50x5	L	1			3.77kg/m
3	YCB1	-90x6	90	1	0.4		
4	Y*	L80x6	L	1			7.38kg/m

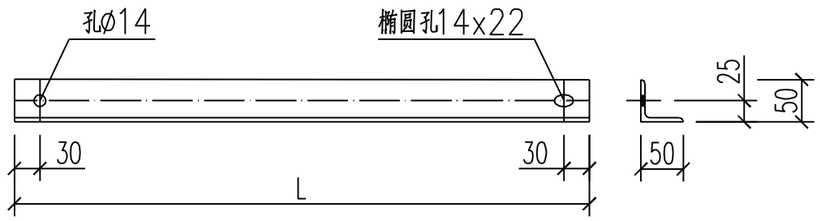

隅撑构件大样

（L50x5）

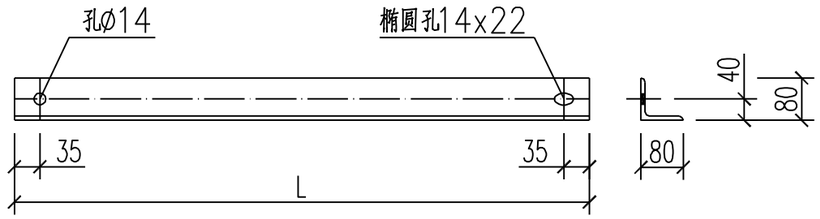

隅撑构件大样

（L80x6）

说明：

1. 隅撑构件和刚架梁柱腹板的夹角不宜小于45°，其截面选取应经过具体计算确定。

2. 本图为隅撑构件选择的一般情况，当刚架构件截面高度小于500mm时，其定位尺寸M选为500，其余尺寸M=800、1000、1200依此类推。

隅撑连接（一）	02TD-102
	页次 20

Create PDF with GO2PDF for free, if you wish to remove this line, click here to buy Virtual PDF Printer

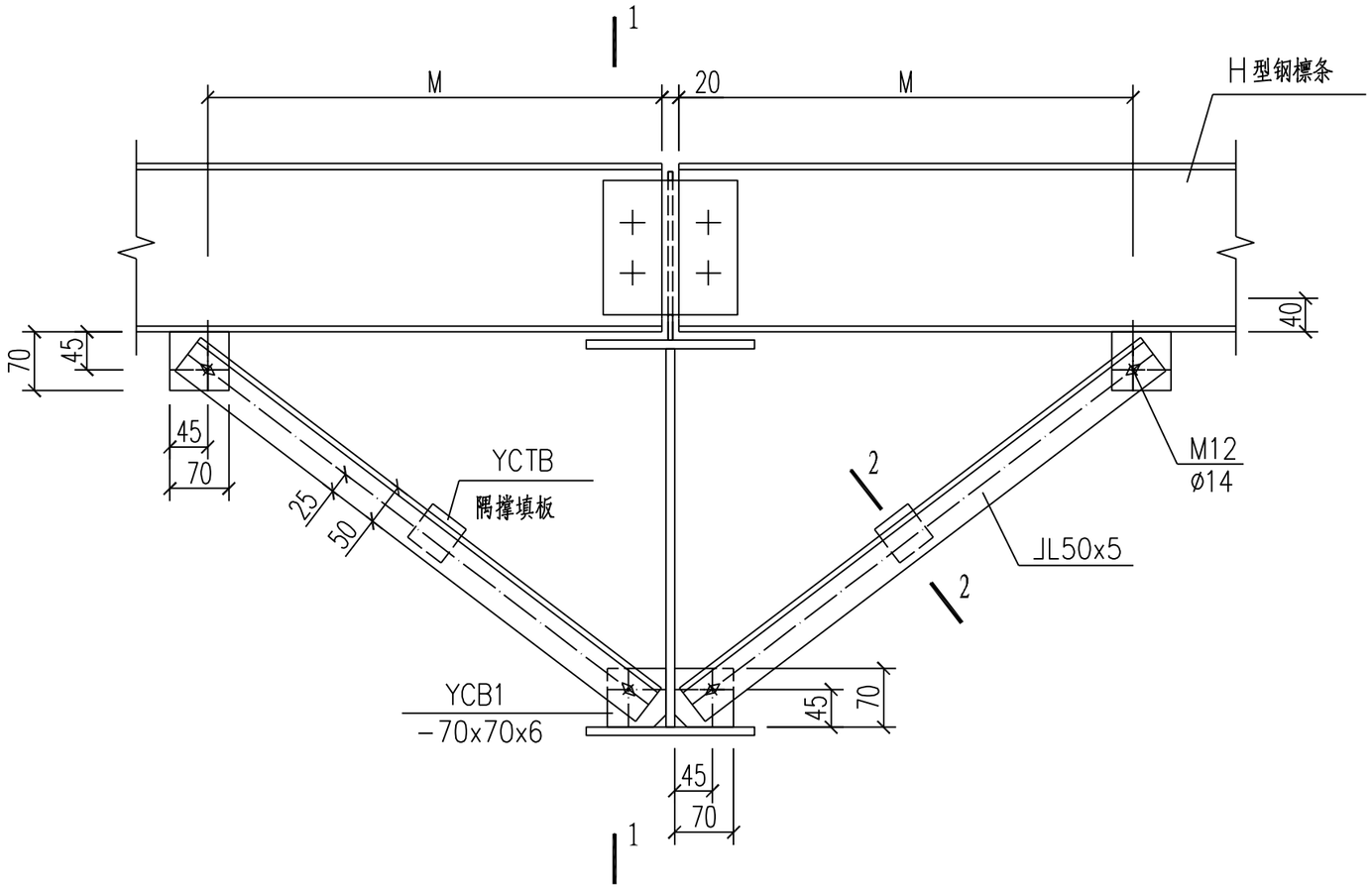

隅撑连接大样（3）

（H型钢檩条）

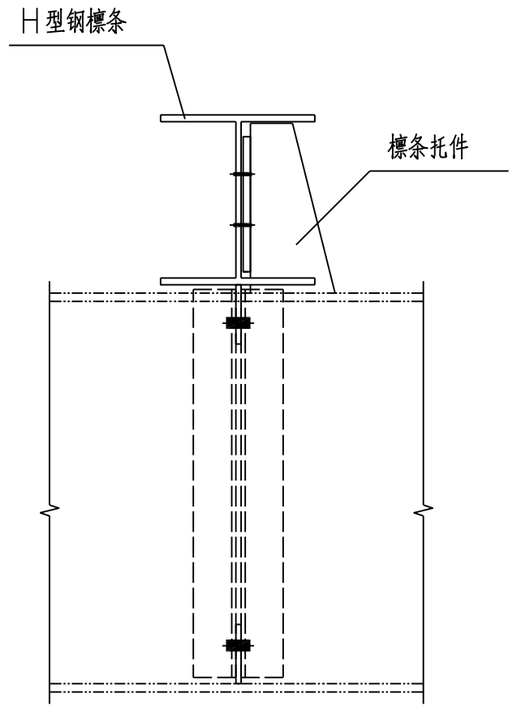

1-1

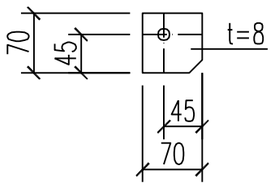

YCB1

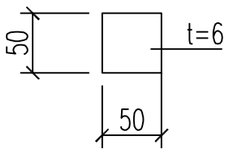

YCTB

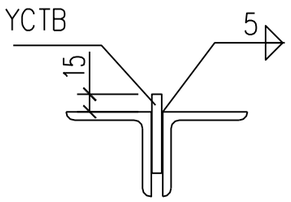

2-2

说明：

1. 隅撑构件和刚架梁柱腹板的夹角不宜小于45°，其截面选取应经过具体计算确定。

2. 本图为隅撑构件选择的一般情况，当隅撑构件刚度或承载力不够时可选择∟80 7的双角钢，其隅撑连接板同隅撑连接（一）图。

3. 双角钢隅撑构件当长度超过600 时，应在中间设置填板，对 双角钢，其填板的最大间距不超过600 ；对 双角钢，其填板的最大间距不超过970mm。

隅撑连接（二）	02TD-102
	页 次 21

校对 制图 设计

Create PDF with GO2PDF for free, if you wish to remove this line, click here to buy Virtual PDF Printer

校对

制图

设计

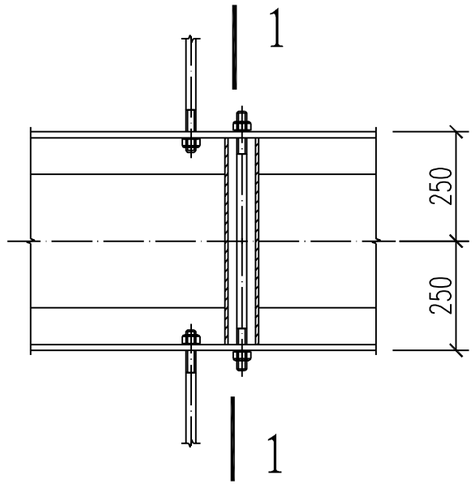

① 屋脊撑杆连接

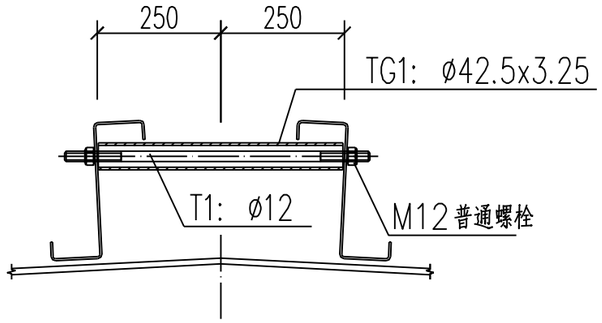

1-1

（Z型钢）

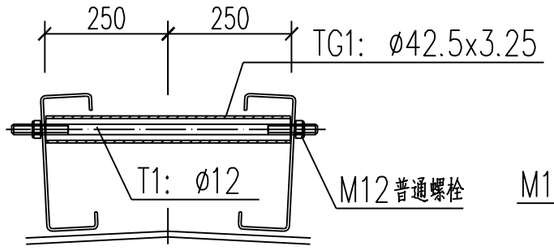

1-1

（C型钢）

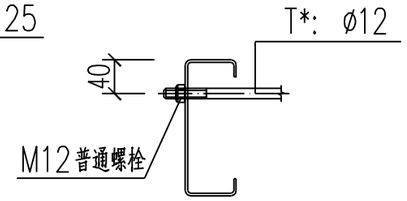

2-2

（C型钢）

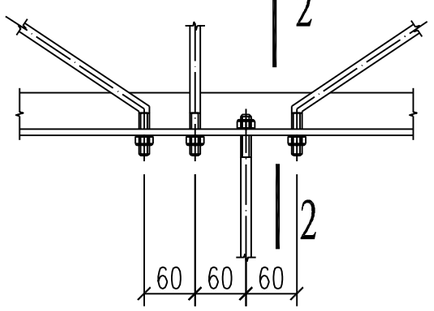

② 斜拉条连接

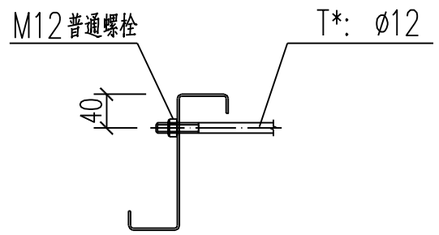

2-2

（Z型钢）

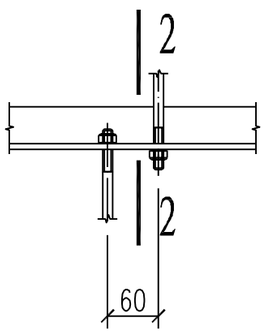

③ 直拉条连接

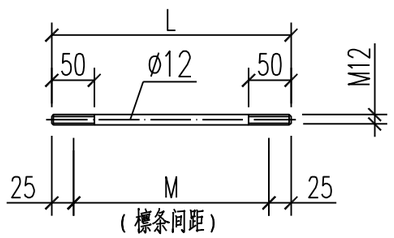

直拉条大样

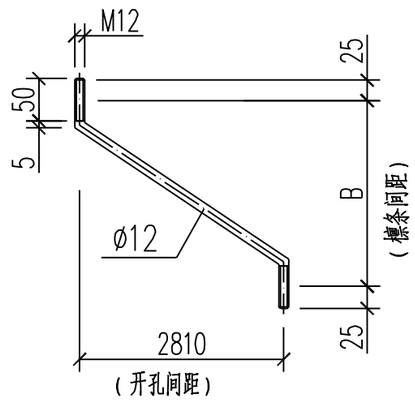

斜拉条大样

（6.0m,9.0m柱距）

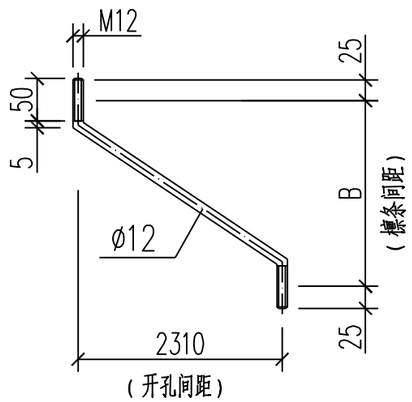

斜拉条大样

（7.5m柱距）

材　料　表

序号	构件编号	零件规格	长度 (mm)	数量 (件)	单重 (kg)	合重 (kg)	备注
1	TG1	ø42.5x3.25	500	1	1.1		
2	T1	ø12	550	1	1.1		
3	T2	ø12	见图	1	见图		
4	T3	ø12	1550	1			
5		M12		1			

拉条、撑杆连接

02TD-102

页次 22

Create PDF with GO2PDF for free, if you wish to remove this line, click here to buy Virtual PDF Printer

校对

制图

设计

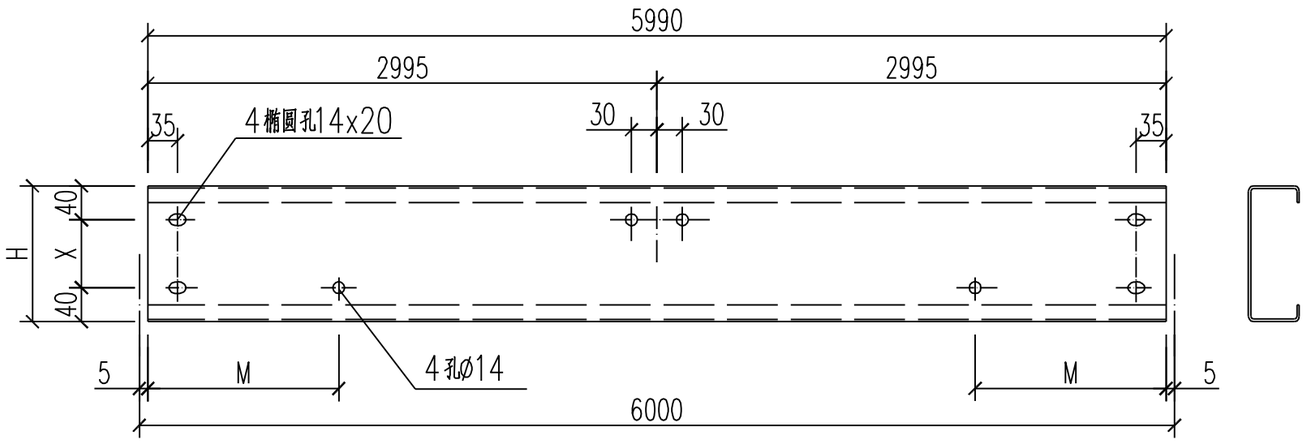

C***x2.5_6.0m_Z

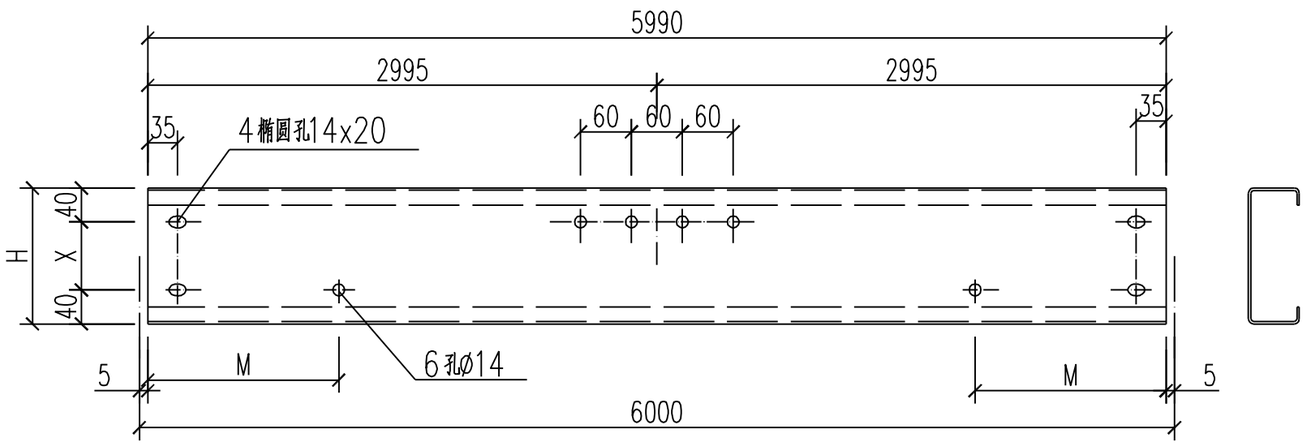

C***x2.5_6.0m_Za

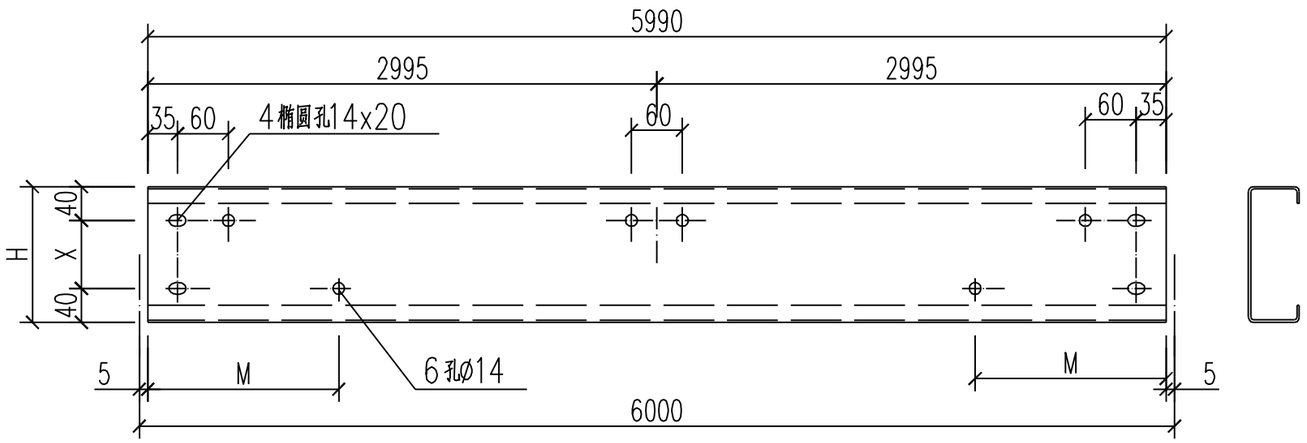

C***x2.5_6.0m_Zb

材　料　表

序号	标准编号	长度 (mm)	重量 (kg)	备注
1	C160x2.5_6.0m_Z	5990	35.2	5.87kg/m
2	C160x2.5_6.0m_Za	5990	〃 〃	〃 〃
3	C160x2.5_6.0m_Zb	5990	〃 〃	〃 〃
1	C180x2.5_6.0m_Z	5990	39.9	6.66kg/m
2	C180x2.5_6.0m_Za	5990	〃 〃	〃 〃
3	C180x2.5_6.0m_Zb	5990	〃 〃	〃 〃
1	C200x2.5_6.0m_Z	5990	42.2	7.05kg/m
2	C200x2.5_6.0m_Za	5990	〃 〃	〃 〃
3	C200x2.5_6.0m_Zb	5990	〃 〃	〃 〃
1	C220x2.5_6.0m_Z	5990	45.8	7.64kg/m
2	C220x2.5_6.0m_Za	5990	〃 〃	〃 〃
3	C220x2.5_6.0m_Zb	5990	〃 〃	〃 〃
1	C250x2.5_6.0m_Z	5990	52.9	8.83kg/m
2	C250x2.5_6.0m_Za	5990	〃 〃	〃 〃
3	C250x2.5_6.0m_Zb	5990	〃 〃	〃 〃
1	C300x2.5_6.0m_Z	5990	63.5	10.6kg/m
2	C300x2.5_6.0m_Za	5990	〃 〃	〃 〃
3	C300x2.5_6.0m_Zb	5990	〃 〃	〃 〃

尺寸说明

尺寸 \ 规格	C160	C180	C200	C220	C250	C300
H	160	180	200	220	250	300
X	80	100	120	140	170	220

C***x2.5_6.0m_Z, Za, Zb

02TD--102

页次 23

Create PDF with GO2PDF for free, if you wish to remove this line, click here to buy Virtual PDF Printer

校对

制图

设计

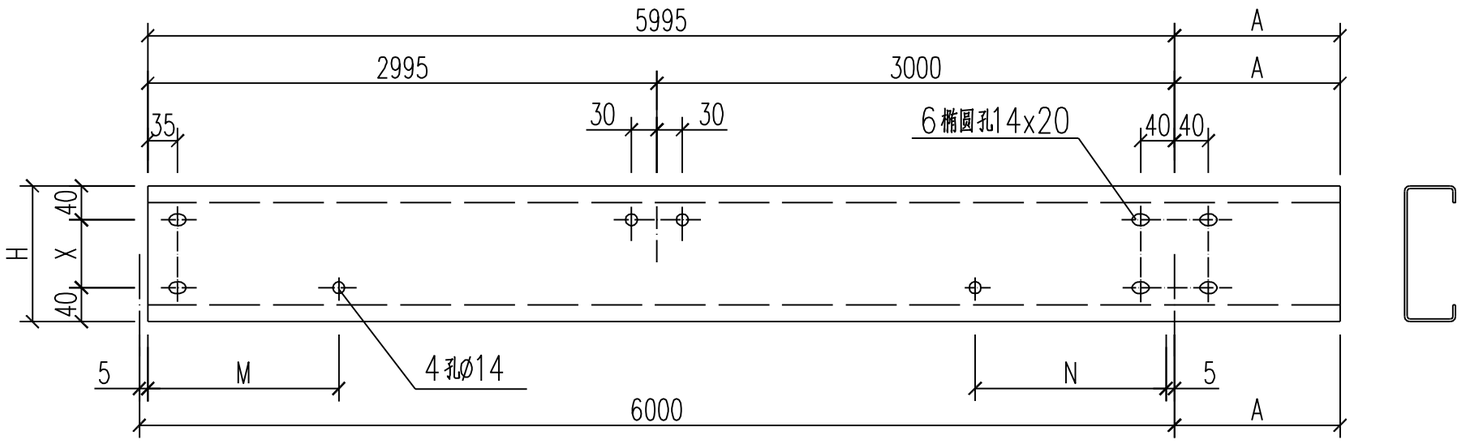

C160x2.5_6.0m_B

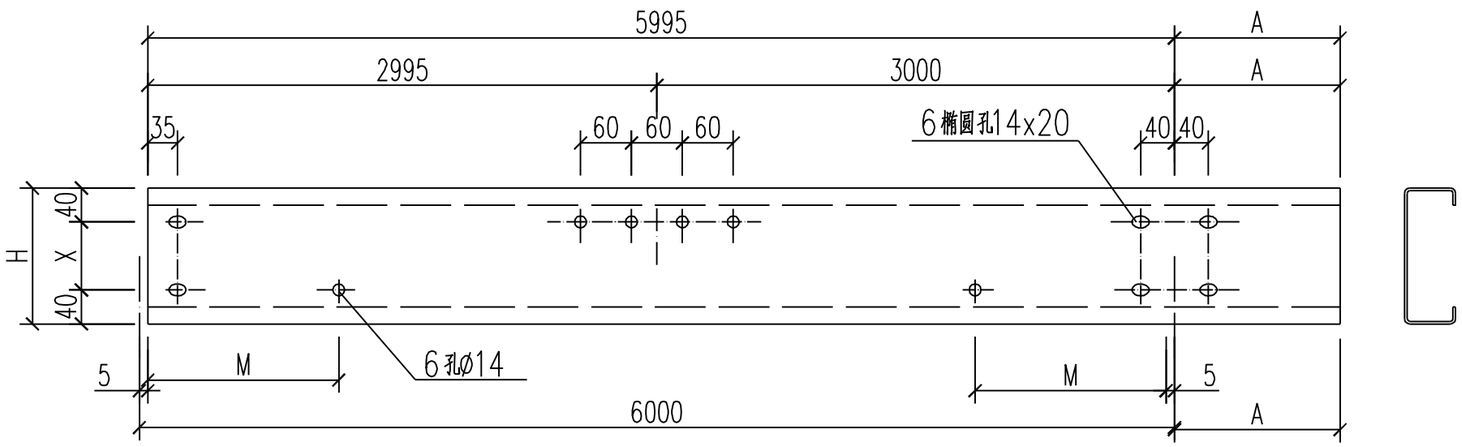

C***x2.5_6.0m_Ba

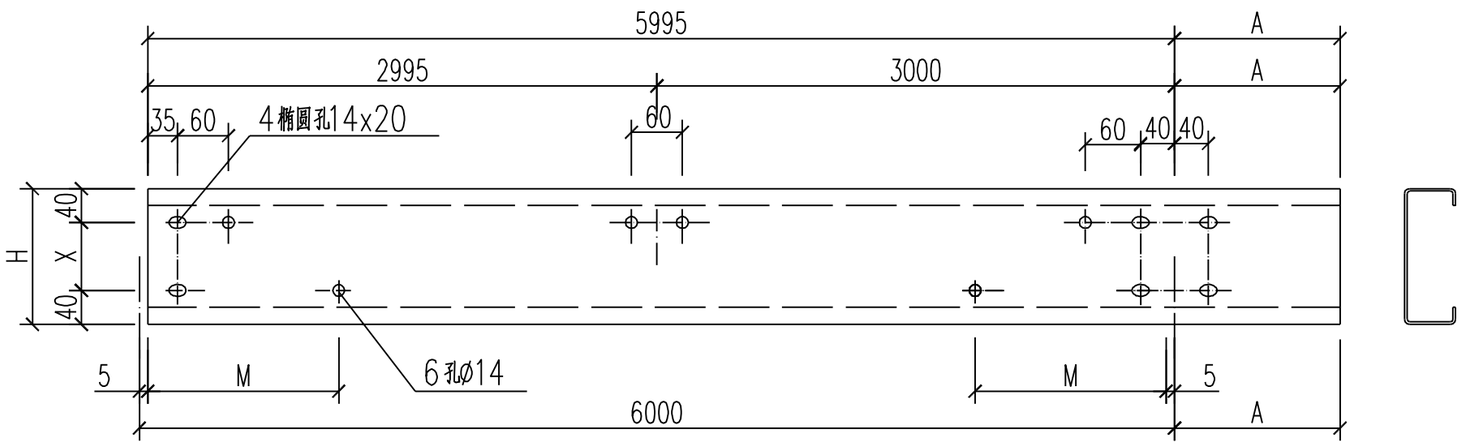

C***x2.5_6.0m_Bb

材　料　表

序号	标准编号	长度 (mm)	重量 (kg)	备注
1	C160x2.5_6.0m_B	6450	35.2	5.87kg/m
2	C160x2.5_6.0m_Ba	6450	〃 〃	〃 〃
3	C160x2.5_6.0m_Bb	6450	〃 〃	〃 〃
1	C180x2.5_6.0m_B	6450	43.0	6.66kg/m
2	C180x2.5_6.0m_Ba	6450	〃 〃	〃 〃
3	C180x2.5_6.0m_Bb	6450	〃 〃	〃 〃
1	C200x2.5_6.0m_B	6450	45.5	7.05kg/m
2	C200x2.5_6.0m_Ba	6450	〃 〃	〃 〃
3	C200x2.5_6.0m_Bb	6450	〃 〃	〃 〃
1	C220x2.5_6.0m_B	6450	49.3	7.64kg/m
2	C220x2.5_6.0m_Ba	6450	〃 〃	〃 〃
3	C220x2.5_6.0m_Bb	6450	〃 〃	〃 〃
1	C250x2.5_6.0m_B	6450	57.0	8.83kg/m
2	C250x2.5_6.0m_Ba	6450	〃 〃	〃 〃
3	C250x2.5_6.0m_Bb	6450	〃 〃	〃 〃
1	C300x2.5_6.0m_B	6450	68.4	10.6kg/m
2	C300x2.5_6.0m_Ba	6450	〃 〃	〃 〃
3	C300x2.5_6.0m_Bb	6450	〃 〃	〃 〃

尺寸说明

尺寸 \ 规格	C160	C180	C200	C220	C250	C300
H	160	180	200	220	250	300
X	80	100	120	140	170	220

说明：本图材料表中按构件外伸尺寸A＝455

记取总长及重量。

C***x2.5_6.0m_B, Ba, Bb

02TD--102

页次 24

Create PDF with GO2PDF for free, if you wish to remove this line, click here to buy Virtual PDF Printer

校对

制图

设计

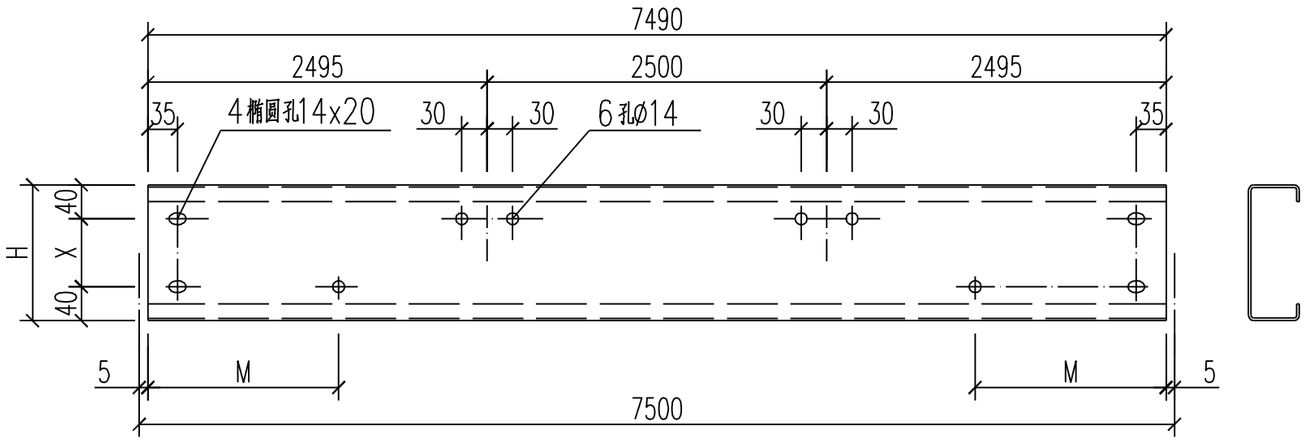

C***x2.5_7.5m_Z

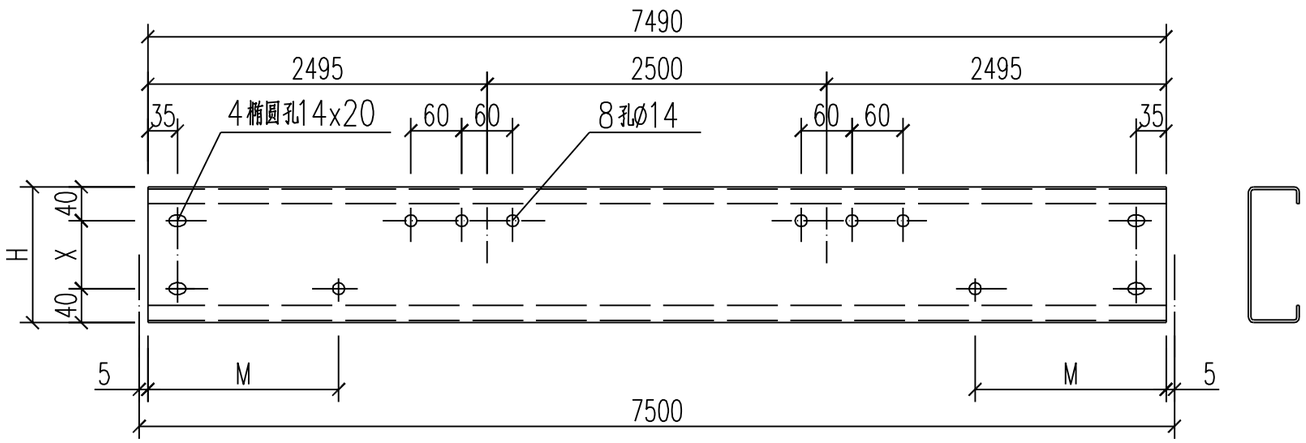

C***x2.5_7.5m_Za

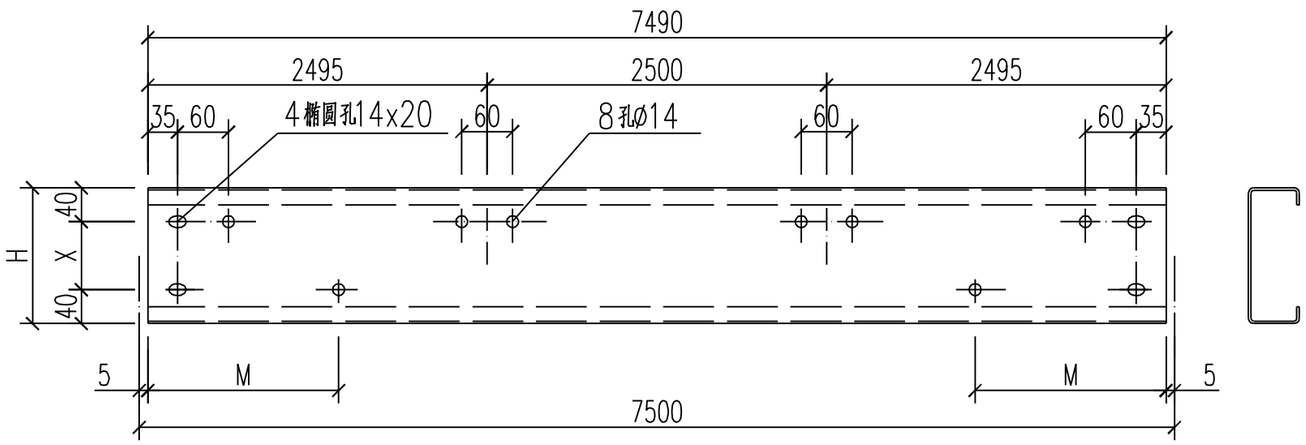

C***x2.5_7.5m_Zb

材 料 表

序号	标准编号	长度 (mm)	重量 (kg)	备注
1	C180x2.5_7.5m_Z	7490	49.9	6.66kg/m
2	C180x2.5_7.5m_Za	7490	〃 〃	〃 〃
3	C180x2.5_7.5m_Zb	7490	〃 〃	〃 〃
1	C200x2.5_7.5m_Z	7490	52.8	7.05kg/m
2	C200x2.5_7.5m_Za	7490	〃 〃	〃 〃
3	C200x2.5_7.5m_Zb	7490	〃 〃	〃 〃
1	C220x2.5_7.5m_Z	7490	57.2	7.64kg/m
2	C220x2.5_7.5m_Za	7490	〃 〃	〃 〃
3	C220x2.5_7.5m_Zb	7490	〃 〃	〃 〃
1	C250x2.5_7.5m_Z	7490	66.1	8.83kg/m
2	C250x2.5_7.5m_Za	7490	〃 〃	〃 〃
3	C250x2.5_7.5m_Zb	7490	〃 〃	〃 〃
1	C300x2.5_7.5m_Z	7490	79.4	10.6kg/m
2	C300x2.5_7.5m_Za	7490	〃 〃	〃 〃
3	C300x2.5_7.5m_Zb	7490	〃 〃	〃 〃

尺 寸 说 明

尺寸 \ 规格	C160	C180	C200	C220	C250	C300
H	160	180	200	220	250	300
X	80	100	120	140	170	220

C***x2.5_7.5m_Z, Za, Zb

02TD--102

页 次 25

Create PDF with GO2PDF for free, if you wish to remove this line, click here to buy Virtual PDF Printer

校对

制图

设计

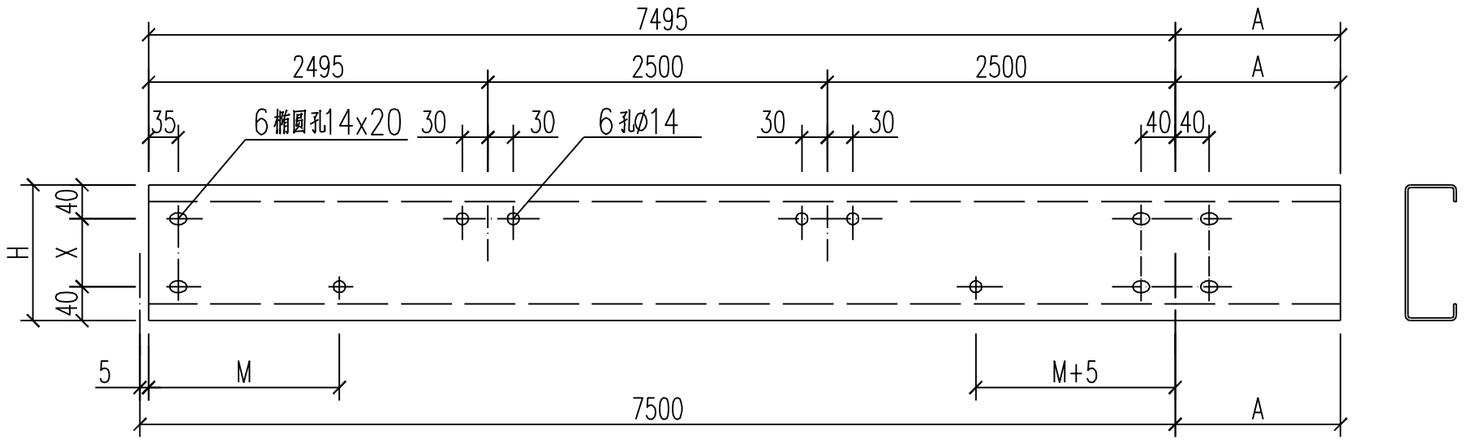

C***x2.5_7.5m_B

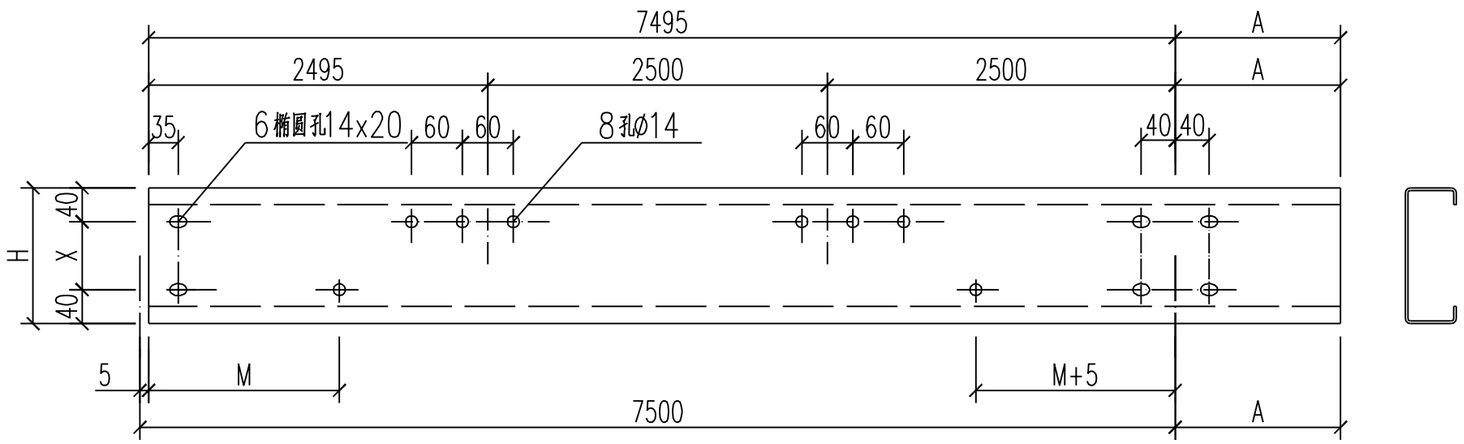

C***x2.5_7.5m_Ba

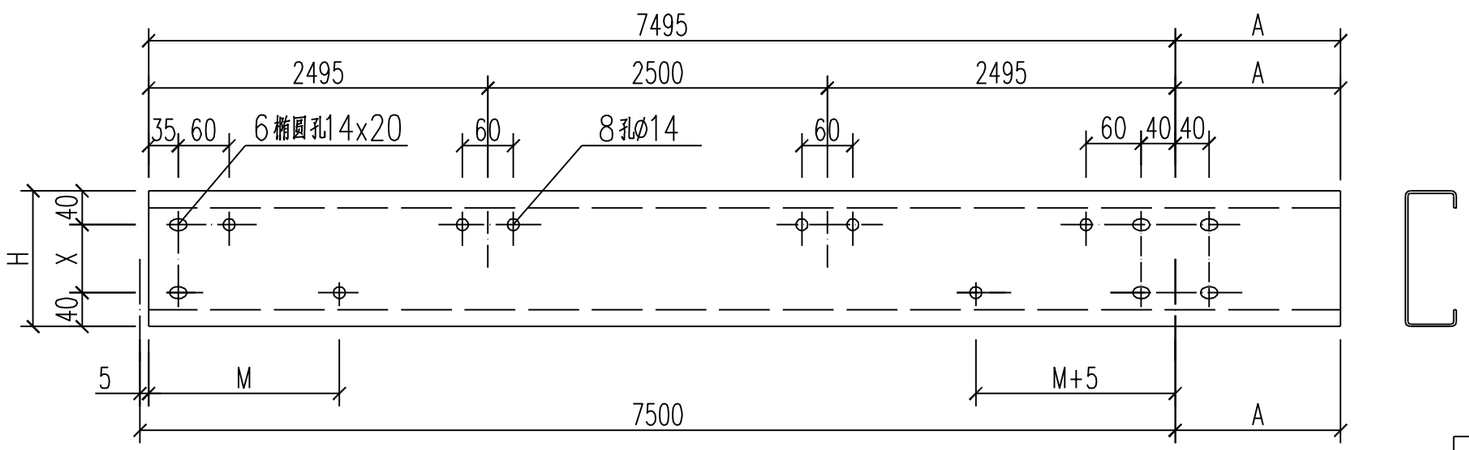

C***x2.5_7.5m_Bb

材　料　表

序号	标准编号	长度 (mm)	重量 (kg)	备注
1	C180x2.5_7.5m_B	7950	53.0	6.66kg/m
2	C180x2.5_7.5m_Ba	7950	〃 〃	〃 〃
3	C180x2.5_7.5m_Bb	7950	〃 〃	〃 〃
1	C200x2.5_7.5m_B	7950	56.1	7.05kg/m
2	C200x2.5_7.5m_Ba	7950	〃 〃	〃 〃
3	C200x2.5_7.5m_Bb	7950	〃 〃	〃 〃
1	C220x2.5_7.5m_B	7950	60.7	7.64kg/m
2	C220x2.5_7.5m_Ba	7950	〃 〃	〃 〃
3	C220x2.5_7.5m_Bb	7950	〃 〃	〃 〃
1	C250x2.5_7.5m_B	7950	70.2	8.83kg/m
2	C250x2.5_7.5m_Ba	7950	〃 〃	〃 〃
3	C250x2.5_7.5m_Bb	7950	〃 〃	〃 〃
1	C300x2.5_7.5m_B	7950	84.3	10.6kg/m
2	C300x2.5_7.5m_Ba	7950	〃 〃	〃 〃
3	C300x2.5_7.5m_Bb	7950	〃 〃	〃 〃

尺寸说明

尺寸 \ 规格	C160	C180	C200	C220	C250	C300
H	160	180	200	220	250	300
X	80	100	120	140	170	220

说明：

本图材料表中按构件外伸尺寸A＝455

记取总长及重量。

C***x2.5_7.5m_B, Ba, Bb

02TD--102

页次 26

Create PDF with GO2PDF for free, if you wish to remove this line, click here to buy Virtual PDF Printer

校对

制图

设计

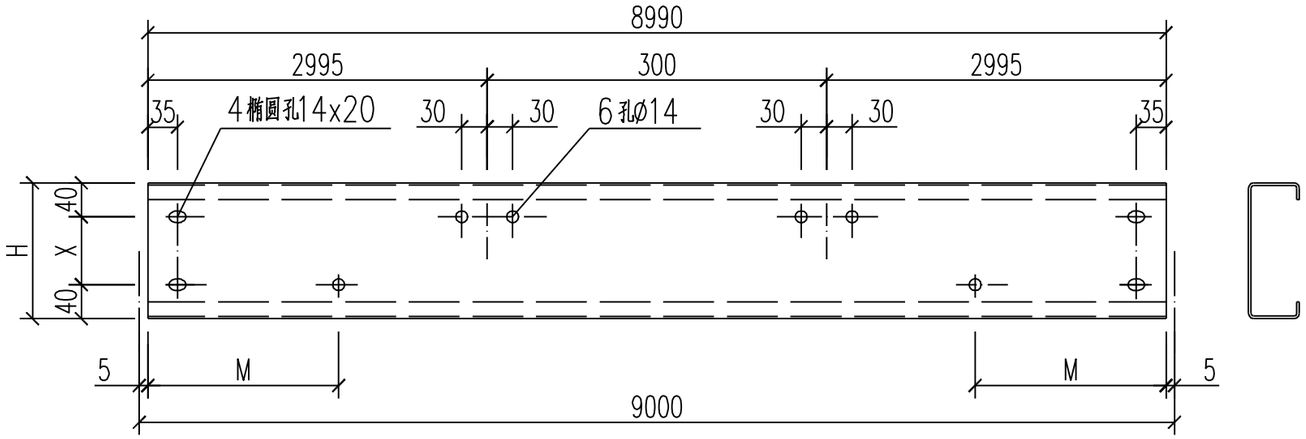

C***x2.5_9.0m_Z

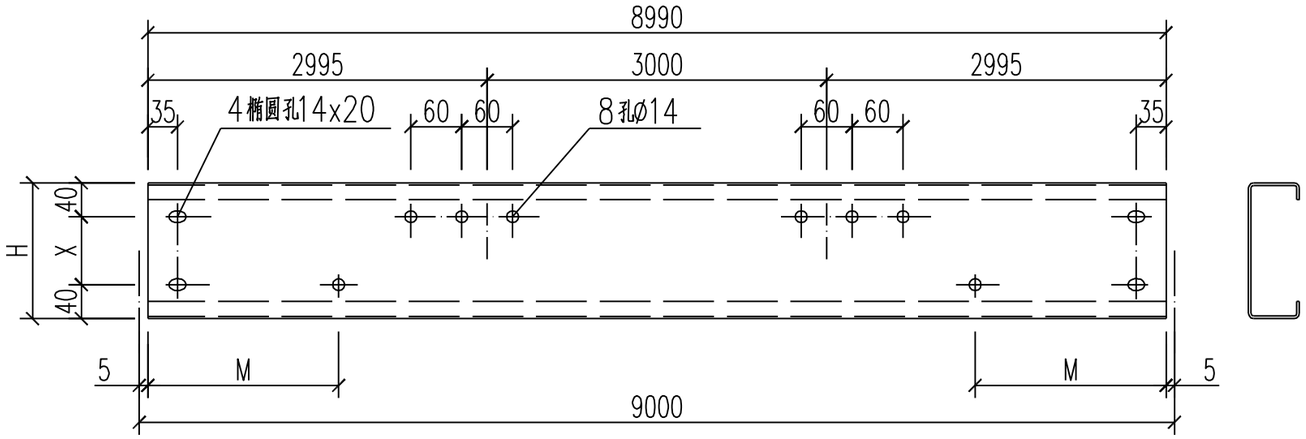

C***x2.5_9.0m_Za

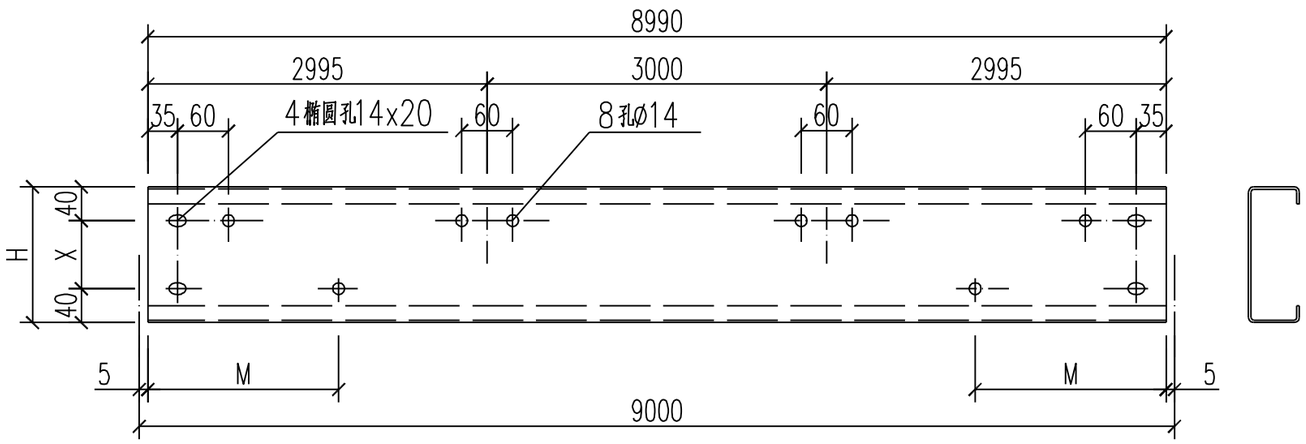

C***x2.5_9.0m_Zb

材 料 表

序号	标准编号	长度 (mm)	重量 (kg)	备注
1	C250x2.5_9.0m_Z	8990	79.4	8.83kg/m
2	C250x2.5_9.0m_Za	8990	〃 〃	〃 〃
3	C250x2.5_9.0m_Zb	8990	〃 〃	〃 〃
1	C300x2.5_9.0m_Z	8990	95.3	10.6kg/m
2	C300x2.5_9.0m_Za	8990	〃 〃	〃 〃
3	C300x2.5_9.0m_Zb	8990	〃 〃	〃 〃

尺 寸 说 明

尺寸 \ 规格	C160	C180	C200	C220	C250	C300
H	160	180	200	220	250	300
X	80	100	120	140	170	220

C***x2.5_9.0m_Z, Za, Zb

02TD--102

页 次 27

Create PDF with GO2PDF for free, if you wish to remove this line, click here to buy Virtual PDF Printer

校对

制图

设计

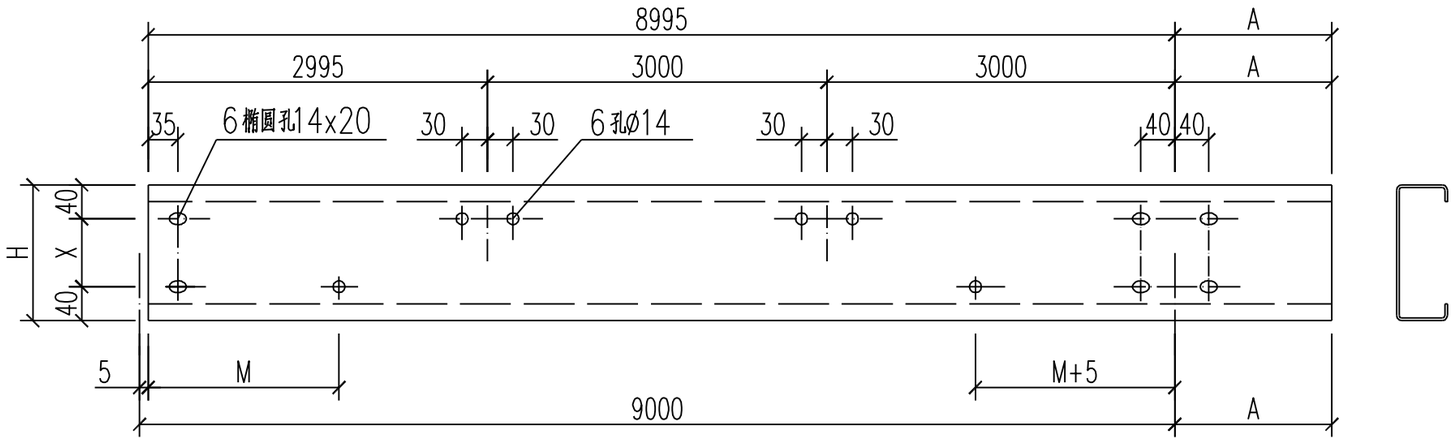

C***x2.5_9.0m_B

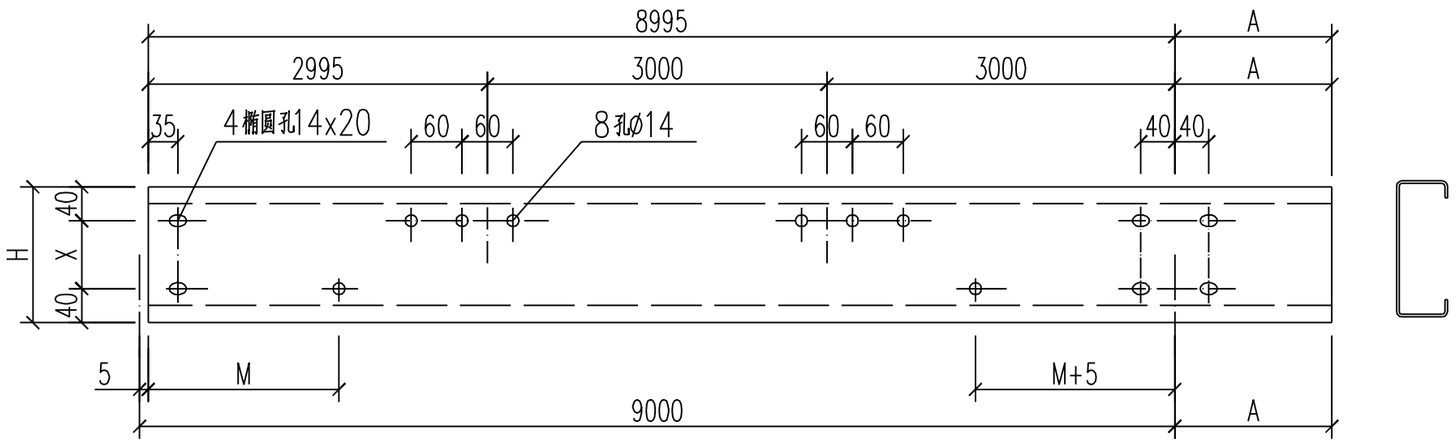

C***x2.5_9.0m_Ba

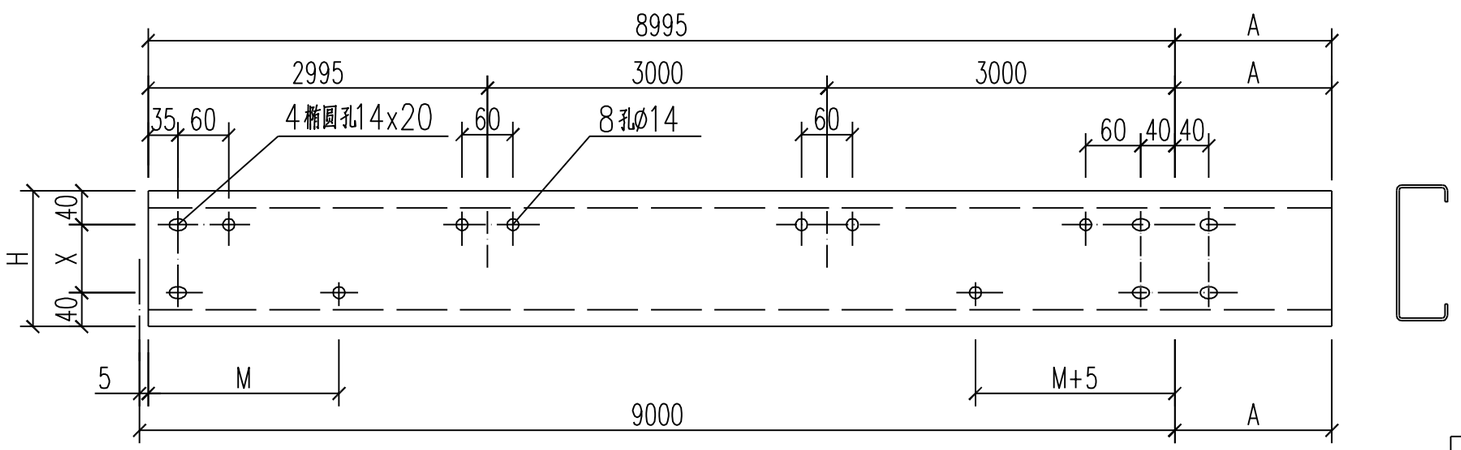

C***x2.5_9.0m_Bb

材　料　表

序号	标准编号	长度 (mm)	重量 (kg)	备注
1	C250x2.5_9.0m_Z	9450	83.4	8.83kg/m
2	C250x2.5_9.0m_Za	9450	〃 〃	〃 〃
3	C250x2.5_9.0m_Zb	9450	〃 〃	〃 〃
1	C300x2.5_9.0m_Z	9450	100.2	10.6kg/m
2	C300x2.5_9.0m_Za	9450	〃 〃	〃 〃
3	C300x2.5_9.0m_Zb	9450	〃 〃	〃 〃

尺寸说明

尺寸 \ 规格	C160	C180	C200	C220	C250	C300
H	160	180	200	220	250	300
X	80	100	120	140	170	220

说明：

本图材料表中按构件外伸尺寸A＝455

记取总长及重量。

C***x2.5_9.0m_B, Ba, Bb

02TD--102

页次 28

Create PDF with GO2PDF for free, if you wish to remove this line, click here to buy Virtual PDF Printer

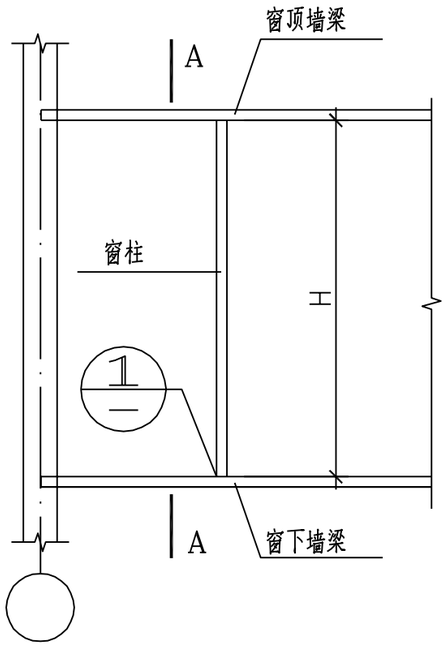

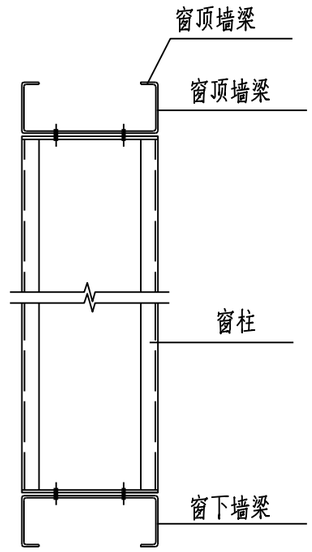

A－A

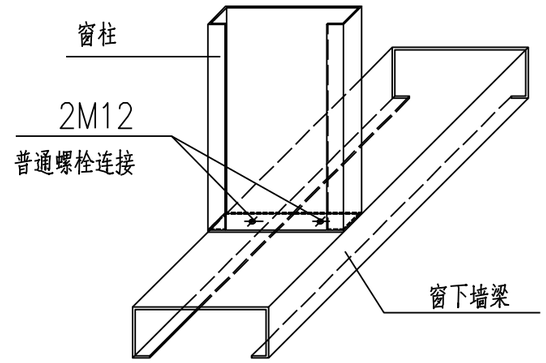

1

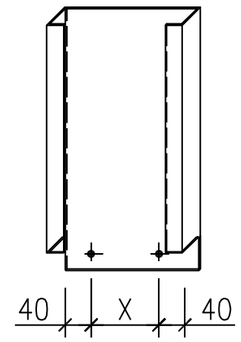

窗柱端部切割示意

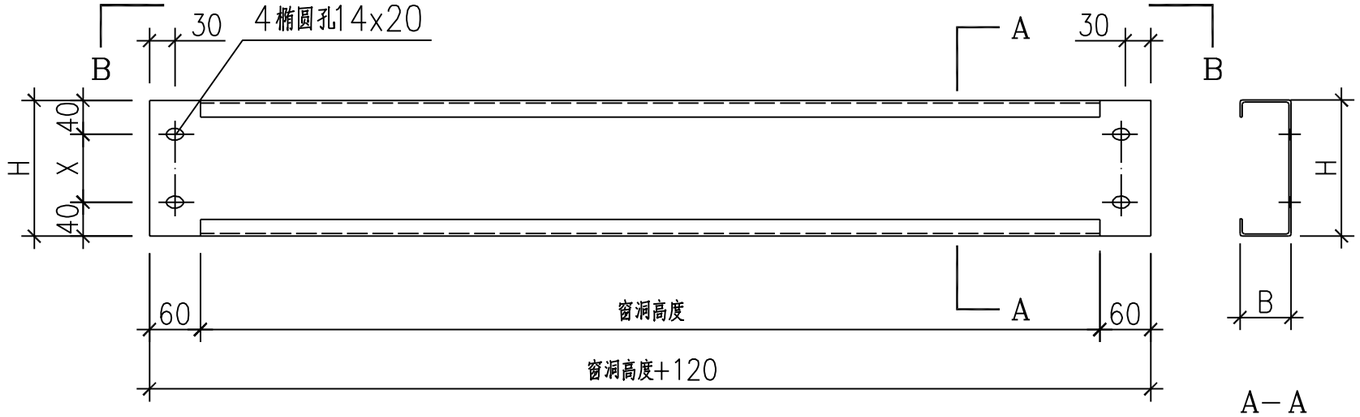

窗柱大样

A－A

B－B

说明：

1. 窗柱做法仅用于墙面为单层或双层压型钢板时。

2. 窗柱一般采用与墙梁同规格的C型钢，其与上下墙梁的连接为2M12普通螺栓连接。

3. 窗柱端部切割开孔制作完毕，其端部腹板须在工厂向内翻卷折起后与翼缘焊接，焊缝高度3mm。

4. 窗顶、窗下墙梁与刚架柱的连接亦为螺栓连接，做法同前述墙梁连接。窗顶、窗下墙梁上须根据窗柱连接需要开园孔，孔径Ø14。

窗柱连接	02TD-102	
	页 次	29

校对 制图 设计

Create PDF with GO2PDF for free, if you wish to remove this line, click here to buy Virtual PDF Printer

校对 制图 设计

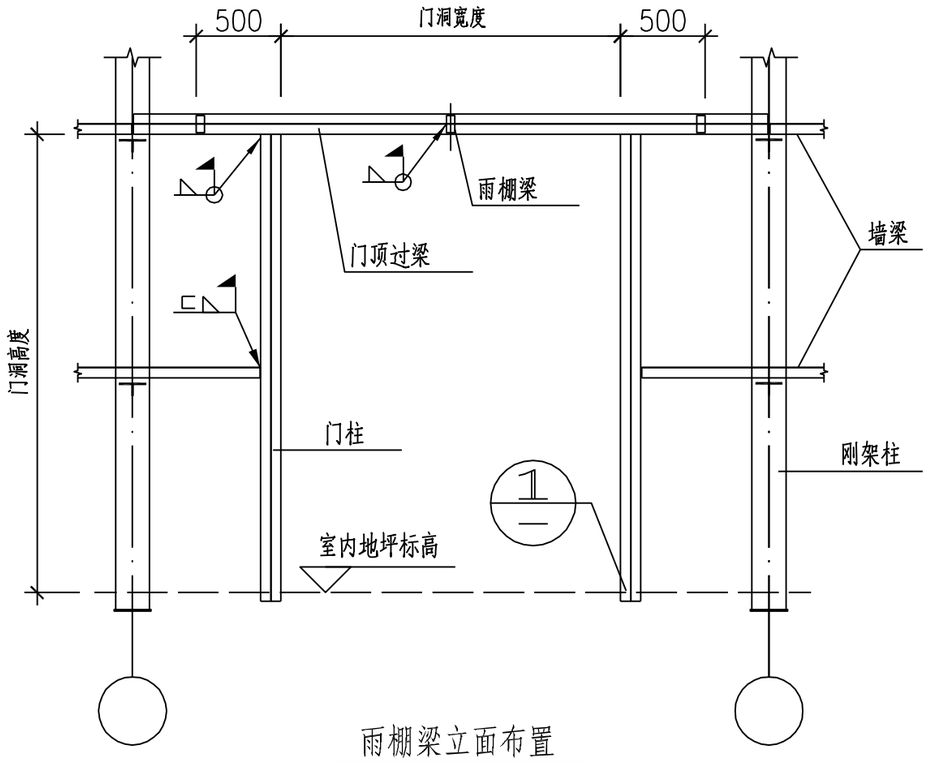

雨棚梁立面布置

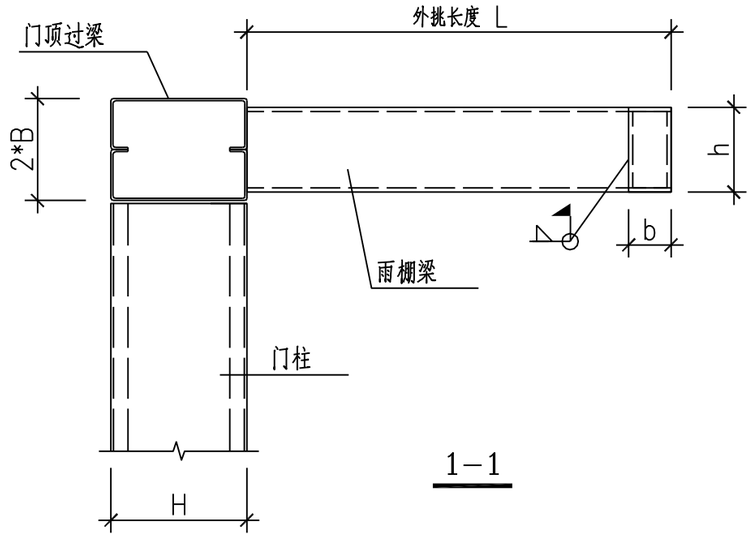

1—1

说明：未注明焊缝高度一律取3mm。

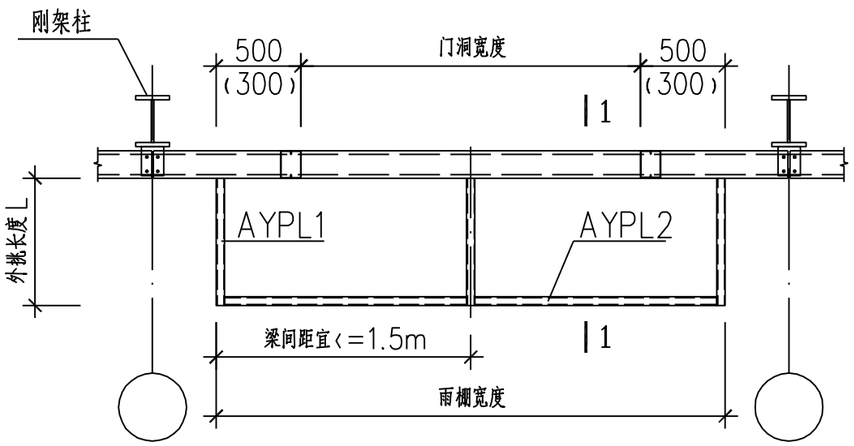

雨棚梁平面布置

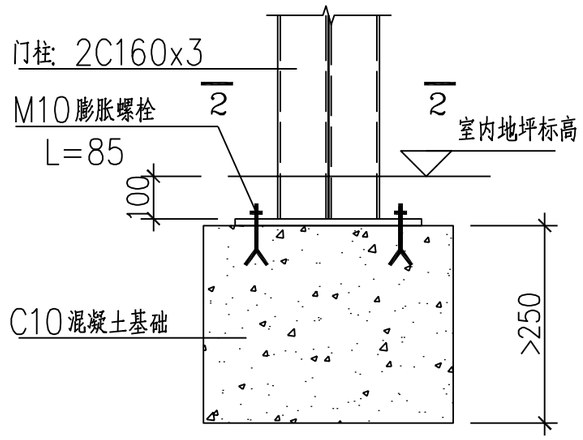

1

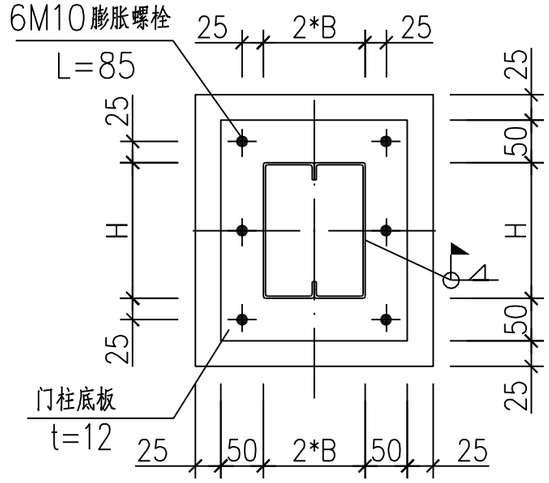

2—2

雨棚梁连接（一）	02TD-102
	页 次 30

Create PDF with GO2PDF for free, if you wish to remove this line, click here to buy Virtual PDF Printer

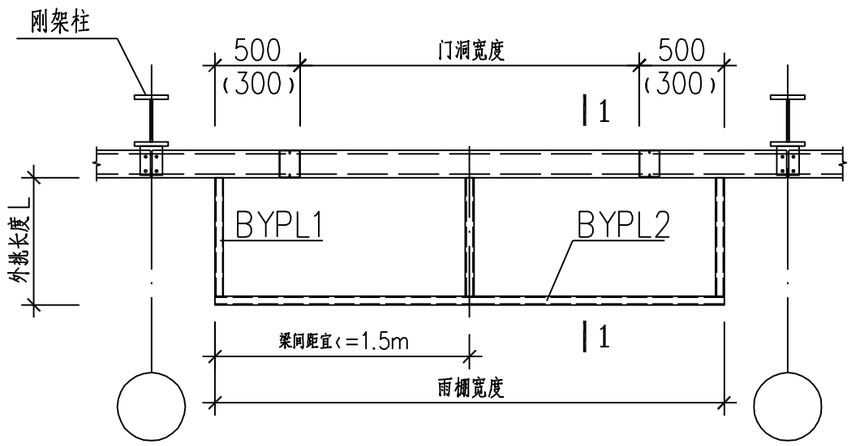

雨棚梁平面布置

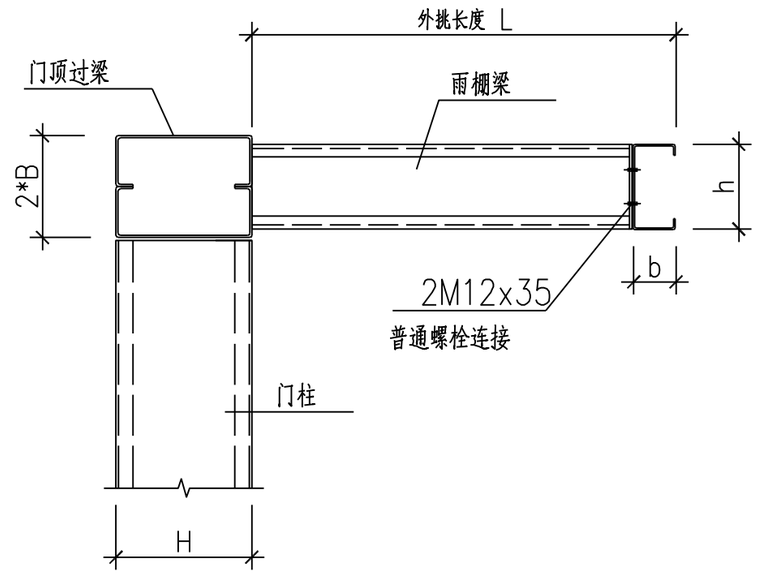

1—1

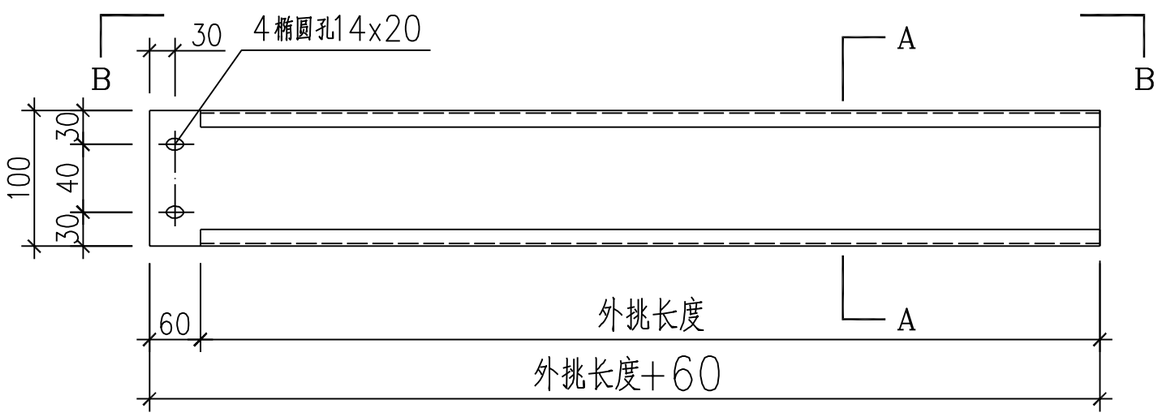

窗柱大样

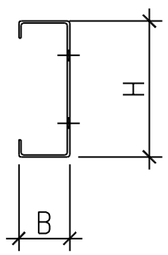

A—A

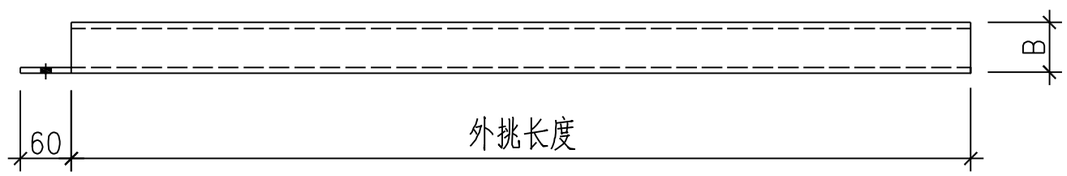

B—B

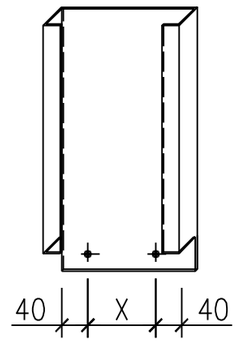

挑梁端部切割示意

说明：

1. 雨棚梁立面布置、门顶过梁及门柱做法均同雨棚梁连接（一）中图示。
2. 雨棚挑梁端部做法同窗柱连接图中窗柱。
3. 雨棚宽度方向联系梁上开孔须与雨棚挑梁的立面布置对应。

雨棚梁连接（二）	02TD-102	
	页 次	31

校对 制图 设计

Create PDF with GO2PDF for free, if you wish to remove this line, click here to buy Virtual PDF Printer

校对

制图

设计

门柱、雨棚连接说明

1. 门顶过梁及门柱采用与墙梁同规格的C型钢制作，当门洞宽度<=1200时，可采用单C型钢截面；当门洞宽度>1200时，宜采用两两对焊的双C型钢。

2. 两两对焊的双C型钢焊接为断续焊，间隔500mm，焊缝长度100mm，焊缝高度3mm。

3. 门顶过梁与刚架柱的连接为螺栓连接，门柱底板与地面的连接固定采用膨胀螺栓的形式，门顶过梁及门柱间的连接为现场焊接。

4. 雨棚梁的制作采用冷弯薄壁型钢焊接或螺栓连接的框架。冷弯薄壁型钢雨棚梁的做法仅限于雨棚外挑长度<=1.5m，且雨棚上除轻质板外无其它局部荷载的情况。

5. 雨棚梁与门顶过梁的连接采用周边贴角焊缝，焊缝高度3mm。

6. 雨棚梁的外挑长度取600、800、1000、1200、1500系列，雨棚宽度以两边各比门洞宽300（L<=1000）、500mm为标准，外挑长度须与雨棚宽度尺寸相协调，以长宽比为1/2.5~1/5为宜。

7. 悬挑雨棚梁在雨棚宽度方向的间距以不大于1.5m为标准，均匀布置。

8. 雨棚梁可采用50x3、80x3方钢管、100x50x3矩形管或C100x3冷弯薄壁型钢。采用方钢管雨棚梁时为焊接，采用冷弯薄壁C型钢时可采用螺栓连接。

9. 雨棚梁采用50x3方钢管仅用于采用单C型钢门顶过梁及门柱的情况。

10. 墙梁B<=50时雨棚梁选用80x3方钢管；B>50时，雨棚梁选用100x50x3矩形管。

11. 雨棚梁选用C100x50x20x3的情况仅用于墙梁B>50的情况。

12. 雨棚梁的具体做法须根据建筑造型要求及结构受力情况确定，以上做法仅供参考。

尺寸对照表（一）　（单位：mm）

门洞宽度	900	1000	1200	1500	1800	2100
W	300	300	300	300	300	500
雨棚宽度B	1500	1600	1800	2100	2400	3100
外挑长度L	600	800	800	800	1000	1000
雨棚标准号	BP01	BP02	BP03	BP04	BP05	BP06

尺寸对照表（二）　（单位：mm）

门洞宽度	2400	3000	3600	4200	4800	5400	6000
W	500	500	500	500	500	500	500
雨棚宽度B	3400	4000	4600	5200	5800	6400	7000
外挑长度L	1000	1200	1200	1200	1500	1500	1500
雨棚标准号	BP07	BP08	BP09	BP10	BP11	BP12	BP13

材料表示例：

BY04(2100x800) 雨棚梁构件材料表

连接形式	构件编号	规格	长度（mm）	数量（件）	单重（kg）	合重（kg）	总重（kg）	备注
A	AYPL1	□80x3	800	3	6.0	18.0	32.0	
	AYPL2	□80x3	930	2	7.0	14.0		
B	BYPL1	C100x50x3	750	3	4.2	12.6	24.5	
	BYPL1	C100x50x3	2100	1	11.9	11.9		

Create PDF with GO2PDF for free, if you wish to remove this line, click here to buy Virtual PDF Printer