



义务教育教科书

ENGLISH

英语

(一年级起点)

四年级上册



河北教育出版社

CONTENTS



Unit 1	A New School Year	1
Unit 2	We Love Animals	17
Unit 3	In the City	33
Unit 4	My Favourites	49
	<i>Word List</i>	65
	<i>Vocabulary</i>	69



UNIT 1

Lessons 1~6

A New School Year



Lesson 1 A New School Year

1 A new teacher




Lesson 2 Is This Your Pencil?

1 A new friend



2 Is this your pencil?





3 Let's play!

Memory Game.

My name is Xiao Yu.

My name is Wang Hong.
Her name is Xiao Yu.



Lesson 3 Whose Pen Is This?

1 Is it your schoolbag?



2 Whose pen is this?



3 Let's chant!

Whose schoolbag is it, Jenny?
Is it yours? Come here and see.
Okay, okay! No, it's not mine.
It's blue and white, with a red line.



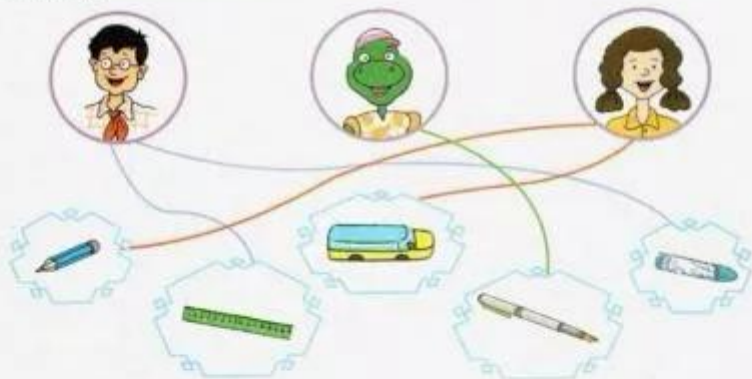
Whose pencil box is it, Danny?
Is it yours? Come here and see.
Okay, okay! Yes, it is mine.
It's purple and pink, and looks so fine.



4 Let's do it!



Look and talk.



Is this Danny's pencil?



Whose pencil is it?



No, it's not his pencil.

It's Kim's pencil.

Lesson 4 How Many Books Do You Have?


1 Numbers

20	twenty	70	seventy
30	thirty	80	eighty
40	forty	90	ninety
50	fifty	100	one hundred
60	sixty		

Let's read these numbers!



2 Help in the library





3 Let's do it!

Match and colour.



Lesson 5 Where Are They?

1 Where is Danny?



Where is Danny?
He is in the library.
He is between Steven and Kim.



Where is Li Ming?
He is on the playground.
Where is Jenny?
She is beside Li Ming.



Where is Steven?
He is behind Danny.
Where is Danny?
He is in front of Steven.
They are in the classroom.

2 Let's do it!



Look and write.



1. Jenny is _____ Danny and Li Ming.
2. Steven is _____ the bike.
3. Kim is _____ the tree.
4. The cat is _____ the tree.
5. The school is _____ the restaurant.
6. Jenny, Danny and Li Ming are _____ the school.

in front of
on
beside
under
behind
between

3 Letters and sounds

y

fly

why

cry

my

your

you

yes

year

ea

teacher

read

eat

please

• Try to read •

Tongue Twister

Do not cry when you fly, and don't ask why.



Lesson 6 Little Zeke



Story time



Zeke is a little, little boy. Emma is a girl.
Emma is Little Zeke's friend.



What does Little Zeke do? He helps Emma.



Who puts an apple on the teacher's desk? It's Little Zeke.



Hello. My name is Emma. What's your name?



A new girl comes to school. Her name is Tess. She feels sad.



Little Zeke wants to help Tess. He wants Tess to feel happy. He writes something on paper.

Tess finds Little Zeke in her desk. She is so happy. Now Little Zeke has two friends — Emma and Tess.

Zeke 齐克 Emma 艾玛 Tess 苔丝 something 某事; 某物

Think About It

- Who is Little Zeke?
- What does Little Zeke do?



Unit 1 Review

1 Listen and circle

1 14 40	2 23 32
3 	4 

2 Look, match and say



- in in front of under between
 beside on behind

Where is Danny? Danny is...

3 Read and write

ten + twelve = 22
sixteen + fifty =
fourteen + seventy =
one hundred - thirteen =
seventy - nineteen =

4 Read and match

Whose ruler is this?



Where is Kim?



I have sixteen books.



This is my friend Danny.

How are you?



- a. How many books do you have?
b. She is on the playground.
c. It's Kim's ruler.
d. Fine, thank you.

5 Key words and sentences



Words:

pupil friend pencil ruler crayon schoolbag pen
library playground Mr. new nice fine meet give
your my whose where between on in behind
sixty seventy eighty ninety




















Sentences:

Is this your pencil? No, it's Jenny's pencil.

Whose pen is it? It's Mr. Wood's pen.

Where is Li Ming? He is on the playground.

6 How am I doing?

	Listening 	Speaking 	Reading 	Writing 	Total stars 	
At school 						
At home 						
I am...	 A 10~12 ☆			 B 7~9 ☆		 C 1~6 ☆

UNIT 2

Lessons 7~12

We Love Animals



Lesson 7 At the Zoo

1 What is it?




panda



elephant



monkey



zoo

Let's go to the zoo!



Great!



I love animals!

2 At the zoo

1

Look at the elephant.
It is so big.



Its trunk is long.
Its tail is short.



I like elephants!



2

Look at the monkey!
It's small.



Hi Mr. Monkey!
Do you want to
eat a banana?



No, Danny.
We can't feed
the animals here!



3 Let's sing!



Big as an elephant, small as a bird!

Big, big elephant,

Small, small bird.

Big as a panda, small as a bird!

Big, big panda,

Small, small bird.



Lesson 8 Tiger and Bear

1 What is it?



tiger





bear



lion

2 The tiger is sleeping



What is the tiger doing?



It's sleeping.



3 Let's chant! 🎵

One, one.
The zoo is fun.



Two, two.
Two bears at the zoo.



Three, three.
Three pandas I see.



Four, four.
Four wolves roar.



Five, five.
Five snakes alive.



Six, six.
Six funny monkeys.



Seven, seven.
Birds in heaven.



Eight, eight.
A tiger and his mate.



Nine, nine.
The elephants are fine.




Ten, ten.
Let's sing again.



Lesson 9 Where Do They Live?

1 What is it?



forest

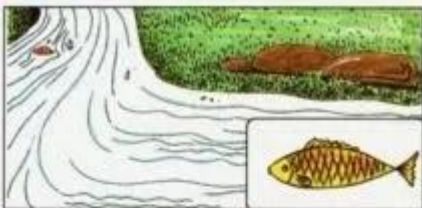


tree




river

2 Where do they live?



Where does a fish live?
A fish lives in a river.



Where does a bird live?
A bird lives in a tree.



Where does a panda live?
A panda lives in a forest.

3 Pandas live in China

Hello, I'm Huanhuan.
I'm from China.
I like to play with balls.



My name is Panpan.
I'm two years old. I'm black
and white. Children love me.



4 Let's do it!



Match and talk.



Where does a tiger live?



In a forest.



Lesson 10 What Do They Eat?

1 What is it?



bamboo




grass

2 What do they eat?



Monkeys eat bananas.



Tigers eat meat.



Pandas eat bamboo.






Cows eat grass.

3 Let's do it!



Read and match.



- | | |
|---|--|
| <input type="checkbox"/> 4 Horses eat grass. | <input type="checkbox"/> Bears eat fish and meat. |
| <input type="checkbox"/> A fish lives in a river. | <input type="checkbox"/> A cow lives on a farm. |
| <input type="checkbox"/> Elephants eat bananas. | <input type="checkbox"/> A monkey lives in a tree. |

4 Let's play!



Show and tell.

I'm a bear. I eat fish.

I'm a tiger. I eat meat.



Lesson 11 What Are They Doing?

1 What are the tigers doing?



Look! The tigers are eating meat.



What are the animals doing?

The lions are sleeping.

The monkeys are playing in the trees.



2 Animals are our friends

Animals are our friends. Cows give us milk. Chickens give us eggs. Dogs make us happy. Animals are good to us. We need to be good to them, too. All animals are part of our world. Let's love the animals.



3 Let's sing!

Let's see the animals at the zoo,
The lions, the tigers and the bears, too.
The monkeys are jumping way up in the tree.
A panda and a kangaroo. Come on, let's see!



4 Letters and sounds

ee

tree

see

feed

meet

f

fish

fly

film

four

v

live

river

love

vegetables

• Try to read •

Tongue Twister




See the sheep weep and sleep.




Lesson 12 The Clever Monkey



Story time





wolf 狼 hole 洞 curly 卷的 fur 毛 rope 绳子 save 解救


Think and Act

- Read and number.
 - The clever monkey helps the sheep.
 - The sheep pulls the wolf out.
 - The wolf wants to eat the sheep.
- Act out the story.



Unit 2 Review

1 Listen and number



2 Look and talk

What can you see
in the picture?


I can see a bear.

What is the
bear doing?

It's eating a fish.



3 Read and tick



- The lion is sleeping.
- The tiger is sleeping.



- The birds are singing.
- The birds are flying.



- The panda is eating bamboo.
- The bear is eating bamboo.



- The monkey is running.
- The monkey is playing.

4 Look and write



1. _____s eat meat.
2. A fish lives in a _____.
3. _____ eat grass.
4. _____s eat bananas.
5. A _____ lives in a forest.
6. A cow lives on a _____.

5 Key words and sentences



Words:

zoo panda elephant monkey animal tiger bear
 river tree grass banana
 want sleep live black white its

Sentences:




















Where does a panda live? A panda lives in a forest.

What do they eat? They eat grass.

What is the tiger doing? It's sleeping.

What are the tigers doing? The tigers are eating meat.

6 How am I doing?

	Listening 	Speaking 	Reading 	Writing 	Total stars 
At school 					
At home 					
I am...	<div style="display: flex; justify-content: space-around; align-items: center;"> <div data-bbox="288 1243 477 1315">  A 10~12 ☆ </div> <div data-bbox="536 1243 684 1315">  B 7~9 ☆ </div> <div data-bbox="774 1243 923 1315">  C 1~6 ☆ </div> </div>				

UNIT 3

Lessons 13~18
In the City

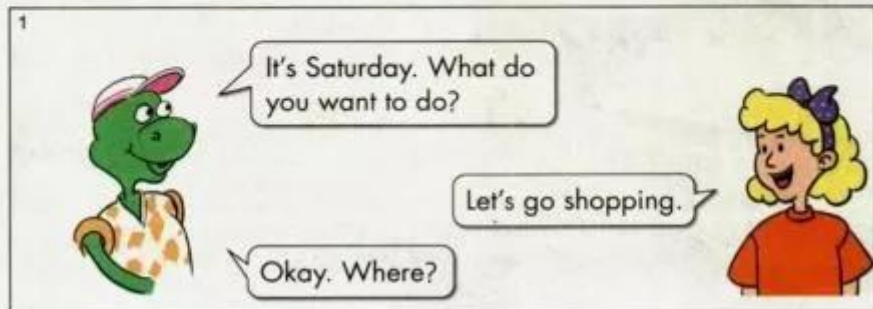


Lesson 13 Let's Go Shopping!

1 What is it?



2 Let's go shopping!



2



Hmm. Let's go to the clothes shop. I want to buy a dress.

No, please! I don't want to buy a dress.



3



Well, what do you want to buy?

Ice cream!



3 Let's do it!



Talk and write.

I want to buy *Harry Potter*.
What do you want to buy?



I want to buy a skirt.

Name	Toy Shop	Clothes Shop	Book Shop	Tea Shop	Bicycle Shop	...
Steven			<i>Harry Potter</i>			
Kim		skirt				
Me						

Lesson 14 At the Store

1 At the store



2 May I help you?





3 Let's do it!



Write and say.

Clothes Shop

Book Shop

story book

Fruit Shop

What do you want to buy?



I want to buy a story book.

Lesson 15 In the City

1 What is it?



cinema



restaurant



city

2 Let's go to a restaurant

1

Let's go to a restaurant.
We can have lunch.





No, Danny. Not now.
I want to buy a dress.

2

I'm tired. I don't want
to buy a dress.



Well, I'm not hungry.
I don't want to have lunch.



3 Let's do it!



Read and match.

Let's go to the restaurant.

Let's go to the park.

Let's go to the cinema.

Let's go to the zoo.

Let's go to the library.

We can see a film.

We can read books.

We can have lunch.

We can see the animals.

We can fly kites.

Lesson 16 At the Supermarket

1 What is it?



supermarket



tomato



potato




candy



bag

2 At the supermarket





3 Let's do it!

Talk and write.

tomato
potato
candy



I want to buy some tomatoes, potatoes and candy. What do you want to buy?



My Shopping List

milk

I want to buy...

Lesson 17 On the Street

1 What is it?



street



go straight



turn left



turn right

2 Asking the way

1 Excuse me, where is the Happy Restaurant?



2 Well, it's far from here. You can take a bus.



3 Where is the bus stop?



Go straight and turn right at the traffic lights. You will see the bus stop.

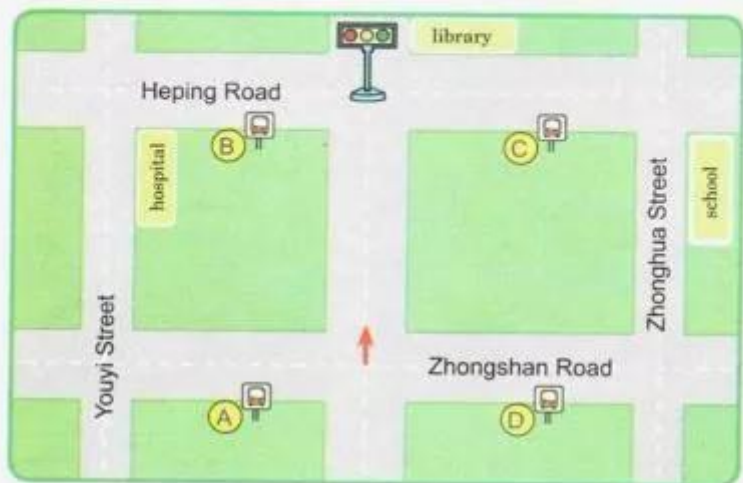
4 Thanks.



3 Let's do it!



Read Part 2. Circle the bus stop.



Can you show the way to other places? Point and say.

4 Letters and sounds

o tomato potato today together

tr tree traffic street straight

dr dress draw drink driver

• Try to read •

Tongue Twister

The truck driver drives a big truck.



Lesson 18 Lost in the City



Story time



I have a sister. Her name is Kitty. She lives in the city. I miss her very much. Today, I am going to visit her.



There are many new streets and stores in the city. Where is my sister's home?



I meet a nice dog. The dog looks at a map and says, "Look! Go down this street and turn left."

4



Then I get there.
But I see the NICE
Apartment, not the
MICE Apartment.

5

Excuse me, where is
the MICE Apartment?

Thank you.



I'll show you.

I meet an old bird. He says, "Go straight down this street. You'll see the traffic lights. Turn right at the traffic lights. Then you will see the MICE Apartment on the left."

6

I missed you.



Me, too.

Finally, I get to the MICE Apartment. My sister is happy to see me. I say, "What a big city! I got lost, but I got much help."

lost 迷路 miss 思念 apartment 公寓 map 地图 finally 最终





Think About It

- Does the dog tell the cat the right way?
- Who helps the cat find the MICE Apartment?

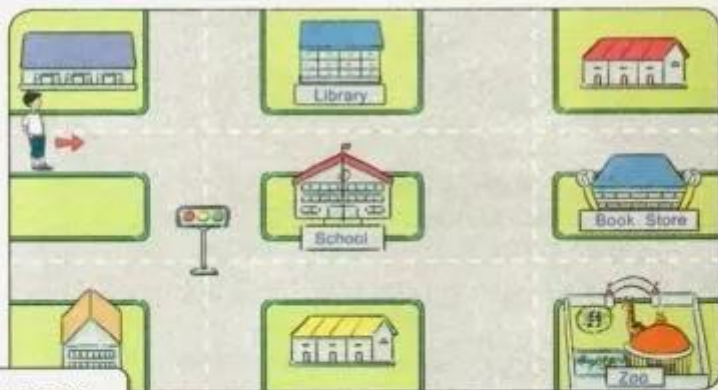


Unit 3 Review

1 Listen and circle

1 	2 
3 	4 

2 Look, read and draw lines



Excuse me,
where is the
school?



Go straight and turn right.
Then turn left at the traffic
lights.

3 Read and match



- a. Go straight and turn left. b. Where's the zoo?
c. Thanks.

4 Listen and write

What do they want to buy?



5 Key words and sentences



Words:

city cinema way street bus stop bicycle
 lunch candy tea tomato potato
 clothes shoe dress bag toy kid
 hungry far

Sentences:

May I help you? Yes, please!

Let's go to the cinema. We can see a film.

Excuse me, where is the Happy Restaurant?

It's far from here. You can take a bus.

6 How am I doing?

	Listening 	Speaking 	Reading 	Writing 	Total stars 	
At school 						
At home 						
I am...	A 10-12 ★			B 7-9 ★		C 1-6 ★

UNIT 4

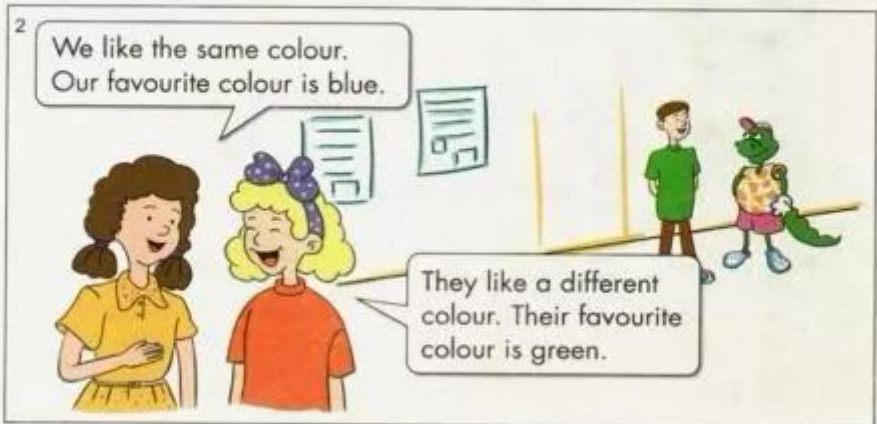
Lessons 19~24

My Favourites



Lesson 19 My Favourite Colour

1 Favourite colours




2 Let's sing!

Red, yellow, blue and green stand up.
Red, yellow, blue and green turn around.
And green is my favourite.
Red, yellow, blue and green sit down.

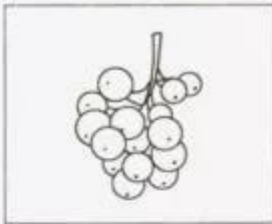


3 Let's do it!

Read and colour.



This is orange juice.



These are purple grapes.



It's a brown monkey.



The panda is black and white.



This is a red pen.



This is a green tree.

Lesson 20 My Favourite Clothes

1 Favourite clothes





2 Let's chant! e


*I like my green shoe.
You like your white glue.*



*We like our purple socks.
They like their brown rocks.*



*He likes his orange hat.
She likes her pink cat.*



Lesson 21 My Favourite Food

1 Breakfast, lunch and dinner

We have breakfast
in the morning.



We have lunch in
the afternoon.



We have dinner
in the evening.



These are meat,
chicken and fish.



These are fruits.



These are vegetables.



These are noodles, dumplings, soup and rice.



I'm hungry!
What's for lunch?

2 What's your favourite food?

1 Look, Danny! It's twelve o'clock. Lunch time.

Great! I'm hungry.

2 What's your favourite food for lunch, Jenny?

I like hot dogs and juice for lunch.

3 What's your favourite food for lunch, Danny?

4 I like hot dogs and juice, too. But I don't like eggs.

I don't like eggs, either.

3 Let's chant! 🗣️

Are you hungry?
Yes, I am.
Dumplings and noodles,
Yum! Yum! Yum!

Are you thirsty?
Yes, I am.
Tea and juice,
Please! Please! Please!



Lesson 22 My Favourite Subject

1 What subject is it?



Chinese



English



science

$$\begin{array}{l} 2 + 3 \\ 68 \div 4 \\ 17 - 9 \\ 5 \times 2 \end{array}$$

math



P.E.



art



music

2 What's your favourite subject?

1

Kim, what's your favourite subject?



My favourite subject is English.

2

Do you like English, Danny?



No. I like science. It's interesting.



3 Let's do it!

Talk and tick.

What's your favourite subject?



My favourite subject is art.

Subject Name	Math	English	Chinese	Science	P.E.	Art
Jenny						✓

Lesson 23 My Favourite Thing to Do

1 What does she like to do?

She likes to collect bottles

Zhang Nan is a student in Class 2. There are 43 students in her class.

Everyone has his or her favourite thing to do. Some like to draw pictures. Some like to play basketball. Some like to sing songs. But Zhang Nan likes to collect bottles. Every day she collects bottles and puts them in a big box. Then she sells them. With the money, she buys maps and books for her class. She puts the maps on the wall in her classroom. She also buys flowers and puts them beside the window.

Now many other students are doing the same. They have a nice classroom!



2 Let's do it!



1. Read and tick.

a. Zhang Nan is a student in _____.

Class 2

Class 4

b. Zhang Nan likes to _____ every day.

collect bottles

buy bottles

c. Zhang Nan buys _____ for her class.

food and drink

books and maps



2. Talk and write.

Name	What does he/she like to do?



3 Letters and sounds

ir

shirt

bird

skirt

thirty

ar

art

far

March

farm

r

rice

river

green

favourite

• Try to read •

Tongue Twisters

1. On a farm, a dog barked to the star in the dark.
2. The blue bird wears a black skirt and a purple shirt.



Lesson 24 The Diffos



Story time



The Diffos are different.
They like purple very much.



Mr. Diffo wears caps on his
fingers.




The Diffos have breakfast in
the afternoon.




The Diffos love fish with
ice cream.




What do they like to do? David Diffo likes to play with his dog.



Debbie Diffo likes to fly kites. But she likes to fly them in the house.



At school, David and Debbie Diffo like to sing songs in the library.



People always get angry at the Diffos.

Diffo 迪福 cap 帽子 hamburger 汉堡 David 大卫 Debbie 黛比

Think About It

True 😊 or false ☹️.

- ☹️ Their favourite colour is pink.
- ☹️ Their favourite dinner is cake with ice cream.
- ☹️ David and Debbie like to sing songs in the library.



Unit 4 Review

1 Listen and circle

1		2	
3		4	

2 Look and write



_____ likes _____ red dress. (she, her)

_____ like to eat donuts. Donuts are
_____ favourite food. (their, they)

_____ likes to play ping-pong. That's
_____ favourite sport. (his, he)

_____ like _____ book. (you, your)

_____ like blue. Blue is _____ favourite
colour. (our, we)

_____ like to play with _____ toy. (I, my)

3 Read and write

Their Favourites

Bob, Jim and Lynn are good friends. Bob's favourite colour is red. Jim likes green. Lynn likes yellow. What are their favourite clothes? Lynn likes skirts, but Bob and Jim like shorts. Jim loves donuts. Lynn likes dumplings, and Bob likes noodles. Math and art are their favourite subjects.

Bob	red		noodles	
Jim	green	shorts		
Lynn			dumplings	math and art

4 Talk and write

Spin and talk.

My favourite subject is...



Kim: My favourite subject is English. What about you?

Jenny: My...

5 Key words and sentences









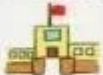















Words:

favourite blue green red
shorts skirt fruit soup rice juice box subject art music
our their too about also with

Sentences:

What's your favourite colour? I like blue.
What's your favourite food for lunch?
I like hot dogs and juice for lunch.
What's your favourite subject?
My favourite subject is English.

6 How am I doing?

	Listening 	Speaking 	Reading 	Writing 	Total stars 
At school 					
At home 					
I am...	 A 10~12 	 B 7~9 	 C 1~6 		

Word List

(注: 黑体词为要求听懂、会说、认读和书写的词汇)

Unit 1

new 新的	(1)	U.K. 英国	(2)
year 年	(1)	ruler 尺子	(2)
call 称呼	(1)	crayon 彩色蜡笔	(2)
Mr. 先生 (用于男子姓或姓名前)	(1)	whose 谁的	(3)
Wood 伍德 (姓氏)	(1)	pen 钢笔	(3)
nice 高兴的; 令人愉快的	(1)	schoolbag 书包	(3)
meet 相遇; 遇见; 会面	(1)	my 我的	(3)
fine 健康的; 身体很好的	(1)	know 知道; 了解	(3)
thanks 感谢; 谢谢	(1)	number 数字	(4)
pupil 学生	(1)	sixty 六十	(4)
Steven 史蒂文 (男子名)	(1)	seventy 七十	(4)
your 你的	(2)	eighty 八十	(4)
pencil 铅笔	(2)	ninety 九十	(4)
friend 朋友	(2)	hundred 百	(4)
Kim 金 (女子名)	(2)	only 仅; 只有	(4)
from 来自, 从……	(2)	please 请 (礼貌用语)	(4)
		give 给	(4)
		more 更多	(4)
		sure 确信; 当然	(4)
		where 在哪里	(5)
		in 在……之内	(5)
		library 图书馆	(5)

between 在……中间	(5)	tree 树; 树木	(9)
on 在……上	(5)	river 河流	(9)
playground 操场	(5)	ball 球	(9)
beside 在……旁边	(5)	black 黑色; 黑色的	(9)
behind 在……后面	(5)	white 白色; 白色的	(9)
front 前面	(5)	bamboo 竹子	(10)
in front of 在……前面	(5)	grass 草	(10)
classroom 教室	(5)	banana 香蕉	(10)
		our 我们的	(11)

Unit 2

zoo 动物园	(7)	part 部分	(11)
panda 熊猫	(7)	world 世界	(11)
elephant 大象	(7)		
monkey 猴子	(7)		
animal 动物	(7)		

Unit 3

its 它的	(7)	clothes 衣服	(13)
trunk 象鼻	(7)	bicycle 自行车	(13)
tail 尾巴	(7)	tea 茶	(13)
want 想要	(7)	dress 连衣裙	(13)
feed 给……食物; 喂养	(7)	well (口语) 好吧	(13)
tiger 老虎	(8)	store 商店	(14)
bear 熊	(8)	there 在那里; (表示存在或发生)	(14)
lion 狮子	(8)		
sleep 睡觉	(8)	may 可以; 可能	(14)
live 住	(9)	show 给……指路; 给……看	
forest 森林	(9)		(14)

juice 果汁	(21)	collect 收集	(23)
either 也	(21)	bottle 瓶子	(23)
subject 学科; 科目	(22)	everyone 每人; 人人	(23)
Chinese 汉语; 语文	(22)	box 盒子	(23)
English 英语	(22)	sell 卖	(23)
science 科学	(22)	with 用; 和; 同	(23)
art 美术; 艺术	(22)	money 钱	(23)
music 音乐	(22)	put 放; 安置	(23)
interesting 有趣的	(22)	map 地图	(23)
about 关于	(22)	wall 墙	(23)
also 也	(22)	flower 花	(23)
		other 另外; 其他	(23)

Vocabulary

(注: 黑体词为要求听懂、会说、认读和书写的词汇)

A

about 关于	(22)
afternoon 下午	(21)
also 也	(22)
animal 动物	(7)
art 美术; 艺术	(22)

B

bag 包; 袋	(16)
ball 球	(9)
bamboo 竹子	(10)
banana 香蕉	(10)
bear 熊	(8)
behind 在……后面	(5)
beside 在……旁边	(5)
between 在……中间	(5)
bicycle 自行车	(13)
black 黑色; 黑色的	(9)
blue 蓝色; 蓝色的	(19)
bottle 瓶子	(23)
box 盒子	(23)
bus 公共汽车	(17)

C

call 称呼	(1)
candy 糖果	(16)
Chinese 汉语; 语文	(22)
cinema 电影院	(15)
city 城市	(15)
classroom 教室	(5)
clothes 衣服	(13)
collect 收集	(23)
crayon 彩色蜡笔	(2)

D

different 不同的	(19)
dress 连衣裙	(13)

E

eighty 八十	(4)
either 也	(21)
elephant 大象	(7)
English 英语	(22)
evening 傍晚; 晚上	(21)

everyone 每人; 人人 (23)

excuse 原谅 (14)

F

far 远的; 遥远的 (17)

far from 离……远 (17)

favourite 最喜欢的; 特别喜爱
的人(或事物) (19)

feed 给……食物; 喂养 (7)

film 电影 (15)

fine 健康的; 身体很好的 (1)

flower 花 (23)

forest 森林 (9)

friend 朋友 (2)

from 来自, 从…… (2)

front 前面 (5)

fruit 水果 (21)

G

give 给 (4)

grass 草 (10)

green 绿色; 绿色的 (19)

H

here 这里; 在这儿 (14)

hundred 百 (4)

hungry 饥饿的 (15)

I

in front of 在……前面 (5)

in 在……之内 (5)

interesting 有趣的 (22)

its 它的 (7)

J

juice 果汁 (21)

K

kid 小孩; 小家伙 (16)

Kim 金(女子名) (2)

know 知道; 了解 (3)

L

library 图书馆 (5)

light 灯 (17)

lion 狮子 (8)

live 住 (9)

lunch 午餐 (15)

M

map 地图 (23)

may 可以; 可能 (14)

meet 相遇; 遇见; 会面 (1)

money 钱 (23)

monkey 猴子 (7)

more 更多 (4)

morning 早晨; 上午 (21)

Mr. 先生 (用于男子姓或姓名前)

(1)

music 音乐

(22)

my 我的

(3)

N

new 新的

(1)

nice 高兴的; 令人愉快的

(1)

ninety 九十

(4)

number 数字

(4)

O

on 在……上

(5)

only 仅; 只有

(4)

other 另外; 其他

(23)

our 我们的

(19)

P

panda 熊猫

(7)

park 公园

(15)

part 部分

(11)

pen 钢笔

(3)

pencil 铅笔

(2)

playground 操场

(5)

please 请 (礼貌用语)

(4)

potato 土豆

(16)

pupil 学生

(1)

put 放; 安置

(23)

R

red 红色; 红色的

(19)

restaurant 饭店

(15)

rice 米; 米饭

(21)

river 河流

(9)

ruler 尺子

(2)

S

same 相同的; 同样的

(19)

schoolbag 书包

(3)

science 科学

(22)

sell 卖

(23)

seventy 七十

(4)

shoe 鞋

(14)

shorts 短裤

(20)

show 给……指路; 给……看

(14)

sixty 六十

(4)

skirt 裙子

(20)

sleep 睡觉

(8)

sorry 不好意思, 抱歉, 对不起

(道歉时用)

(14)

soup 汤

(21)

Steven 史蒂文 (男子名)

(1)

stop 停下, 停止; (公共汽

车、火车) 站

(15)

store 商店

(14)

