




义务教育教科书

# 英语

ENGLISH

(三年级起点)

三年级下册



科学普及出版社




# 英语

ENGLISH

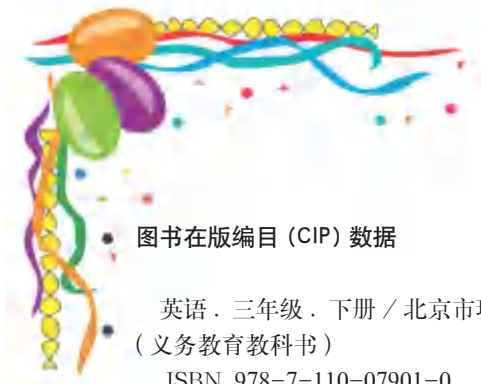
(三年级起点)

三年级下册



科学普及出版社

·北京·



● 图书在版编目 (CIP) 数据

英语·三年级·下册 / 北京市现代教学研究所编著. —北京: 科学普及出版社, 2013  
(义务教育教科书)

ISBN 978-7-110-07901-0

I. ①英… II. ①北… III. ①英语课—小学—教材 IV. ①G624.311

中国版本图书馆 CIP 数据核字 (2012) 第 268874 号

主 编 马 承 李世虬  
[英] Heather Inwood

副 主 编 王传伟 安宏侠

美术设计 炽热风美术工作室

审 校 [美] Betty Marple

法律顾问 唐国玺

责任编辑 肖 叶 邓 文

责任校对 王勤杰

责任印制 马宇晨

法律顾问 宋润君



为本套教材的教与学提供服务

服务电话: 010-5860 7598 传真: 010-5860 7596

服务网址: [www.bjmti.com](http://www.bjmti.com)

E-mail: [bjmti@bjmti.com](mailto:bjmti@bjmti.com)



# 致 同 学 们



同学们好!

新学期开始了,祝大家在新学期里取得优异的学习成绩。本册书将把同学们带进一个新奇的英语世界。在“一课一话题,一课一句型,一课一语音,一课一活动”的学习中,大家将和书中的同学们一起度过一学期的愉快时光。

通过学习本册课本,同学们将学会一些谈论新话题的对话,这些话题涉及学校生活、服饰、位置、食物、天气等内容。同学们还将学会一些新的句子结构,例如“……在哪里”、“他/她是谁”、“我有……”等。

在这本书里,同学们还将读到一些有趣的小故事,例如狐狸假扮鸡外婆,想骗小鸡,可是聪明的小鸡和小鸭用智慧将它赶走了;伊芙过生日,许多小动物都来给她庆祝生日,它们带来了什么礼物呢?阅读了这些小故事,不仅可以学到许多新的知识,还能让同学们体验到学习英语的乐趣,增强学习英语的信心。

在本学期里,同学们将学会“老迈克唐纳叔叔有个农场”、“十只泰迪熊”等几首动听的歌曲,还将学会一些琅琅上口的歌谣,并将围绕新知识做一些有趣的游戏和进行模拟情景表演等活动。希望同学们之间密切配合,积极参与这些活动,并从中有所获益,增强实践能力,培养创新精神。

为了便于同学们学习,我们特意创建了“现代教学”网站,欢迎同学们访

问 [www.bjmti.com](http://www.bjmti.com),相信它一定能给同学们的学习带来很大的帮助。

总之,在这个学期里,有许多有趣的东西等着大家去学,有许多好玩的活动等着大家去做。希望这册课本能成为你的好朋友,陪伴你度过愉快的新学期。

编 者





# Contents

Lesson 1	I can help you .....	1
Lesson 2	It's too short .....	6
Lesson 3	Is that a pig? .....	11
Lesson 4	Where is my doll? .....	16
Lesson 5	Let's run a race .....	21
Lesson 6	Revision .....	26
Lesson 7	Can you make cakes? .....	33
Lesson 8	Who is he? .....	38
Lesson 9	I have a kite .....	43
Lesson 10	It's cold .....	48
Lesson 11	Have some coke .....	53
Lesson 12	Revision .....	58
	Words in each lesson .....	65
	Word list .....	68
	Classified word list .....	72
	Sounds and spellings .....	74

# Lesson 1

## I CAN HELP YOU



Let's talk





Hi, Eve! How are you?

I'm OK, thank you, and you?

Not **bad**, thanks.

I am not good at **English**.



I can **help** you.

Thank you.

That's OK.



## Let's learn

I'm not good at *English*.



I can help you.



English



Chinese



maths



## Let's chant

Back to school.  
Back to school.  
You are my friend.  
I'm your friend, too.  
You can help me.  
I can help you, too.





## Let's act



- How do you do?
- How do you do?
- Nice to meet you.
- Nice to meet you, too.

- I'm not good at English.
- I can help you.
- Thank you.
- That's OK. / Not at all.



## Group work

Hi, Li Gang! Are you good at English?

	Chinese	English	Maths
Li Gang	×	✓	×
Wang Yan	✓	×	×
Wu Liang	×	✓	×
Ma Li	×	×	✓

Yes, I am.

Li Gang is good at English.













# Listen and number



Marks



# Let's read

			
cat	rat	cap	hat
			
bag	bat	map	lamp

again me bad English help I'm not good at English.



# Lesson 2

## IT'S TOO SHORT




Let's talk



What's this, Mum?


It's a **dress**. It's for you.



Thank you, **but** it's too **short**.


Too short?  
Then let's make a **skirt**.





Oh, a nice skirt.  
But Mum, it's too short.

Too short?  
Then let's make a vest.



A vest? Oh, it's a nice vest.  
I like it.



## Let's learn

It's a *dress*. It's *long*.

		
<i>dress / long</i>	<i>skirt / short</i>	<i>vest / short</i>
		
<i>coat / long</i>	<i>shirt / old</i>	<i>T-shirt / new</i>



## Ask and answer



- What colour is your dress?
- It's red.
- Is it old?
- Yes, it is. / No, it's new.






## Draw and say



This is my dress. It's red.  
It's new. I like it.



## Look and write



Miss Cat's \_\_\_\_\_ is red.

Mr Pig's vest is \_\_\_\_\_.

Miss Cat's hat is \_\_\_\_\_.

Mr Pig's \_\_\_\_\_ is black.





# Listen and number



Marks



# Let's read

			
dress	vest	bed	desk
			
hen	egg	pen	red

*dress but short then let us make skirt like It's a dress.*

# Lesson 3 IS THAT A PIG?



Let's talk

How nice on a ship!

Wow! So many animals.

Is that a big pig?

No, it isn't a pig. It's an elephant.





Look! Is that a frog?

A frog? **Where?**



**There!**

No, it's not a frog.  
It's a fish.

Oh, sorry.




## Let's learn

- Is this/that a bear?
- Yes, it is. / No, it isn't.



## A game





# Let's make and act



I'm a bear.  
Are you a panda?

No, I'm a rabbit.



# Let's sing

## Old MacDonald has a farm

1=G 2/4













Musical score for 'Old MacDonald has a farm' in G major, 2/4 time. The score consists of six staves of music with lyrics and fingerings. The lyrics are: 'Old Mac-Donald has a farm, E I E I O. And on that farm he has some cows, E I E I O. With a moo, moo here and a moo, moo there. Here a moo, there a moo, every-where a moo moo. Old Mac-Donald has a farm, E I E I O.' Fingerings are indicated by numbers 1-5 above the notes.



- 2) ... some ducks ... with a quack, quack ...
- 3) ... some pigs ... with an oink, oink ...
- 4) ... some chicks ... with a chick, chick ...



## Listen and choose









- ( ) 1. A  B 
- ( ) 2. A  B 
- ( ) 3. A  B 
- ( ) 4. A  B 
- ( ) 5. A  B 



Marks



## Let's read

 pig	 fish	 ship	 hill
 sit	 chips	 chick	 six

on ship many animal elephant where there Is that a bear?

# Lesson 4

## WHERE IS MY DOLL?



Let's talk

Where is my **doll**?

Is it on your **bed**?

No.

Look! It's in the box.

Oh, yes, thank you.

I can't **see** Miss Fox.  
Where is **she**?



Is she **with** Mr Dog?

No.

Look! She is with Mr Frog.

Oh, yes.



## Let's learn

Where is my *doll*?



It's *in the box*.

*doll / in the box*

*book / in the desk*

*bag / on the chair*

*pen / in the pencil box*



## Let's chant




Where is the dog?  
Where is the dog?  
It's on a log.

Where is the fox?  
Where is the fox?  
It's on a box.





## A game



## Read and write





# Listen and choose

( ) 1.

A



B



( ) 2.

A



B



( ) 3.

A



B



( ) 4.

A



B



( ) 5.

A










B



Marks



# Let's read

			
dog	fox	doll	box
			
frog	ox	clock	sock

bed see she with Where is my doll? It's in the box.

# Lesson 5

## LET'S RUN A RACE



Let's talk

What a fine day!

It's fun in the sun.  
Let's play a game.

OK.

Let's **run** a race.

OK.


One, **two**, run!

Come on! Come on!  
Run, run, run!



# Let's learn

- What a fine day!
- Let's *play a game*.
- OK.



*play a game*



*run a race*



*jump*



*walk*



*swim*



# Let's sing

## *The duck can run*


1=C 2/4



5 3 | 3 3 4 | 3 2 | 2 - |  
Run, run, run, the duck can run.



2 2 | 2 2 4 | 3 1 | 1 - |  
Run, run, run, the cat can run.



5 3 | 3 3 4 | 3 2 | 2 - |  
Run, run, run, the pig can run.



5 5 | 5 4 | 3 2 | 1 - ||  
It is fun to run in the sun.






# Listen and do

walk	run	jump
swim	stand up	sit down



# Talk and tick



Let's put the doll in the box.



OK.

				✓











# Listen and number



Marks



# Let's read

			
bus	up	duck	mum
			
sun	run	hut	bun

day sun play game run two Let's play a game.

# Lesson 6

## REVISION



Say and recite

(T = Tom, Q = Qiqi, L = Lucy)

T: This is Lucy. This is Qiqi.

Q: Nice to meet you, Lucy.

L: Nice to meet you, Qiqi.

Q: I'm not good at English.

L: I can help you.

Q: Thank you.



(C = Cat, M = Mum)

C: Mum, where is my red dress?

M: In the box.

C: Oh, yes, thank you.



C: Is this my dress, Mum?

M: Yes.

C: It's too short.

M: Oh, let's make a skirt.

C: Wow! How nice!





## Read and act



### Grandma Fox



I am a fox. I'm **hungry**.  
Oh, it's a **hut**.  
**Little Chick** is in it.

Open the **door**, Little Chick.

Who is it?

It's me, **Grandma**.

Oh, Grandma. Please **wait**.  
Let me open the door.



Shh! It's not Grandma.  
It's a bad fox.

A bad fox?  
Oh, yes, it is.


Open the door.  
Open the door.



We can't let **him** in.

But how?

Wait, I can help you.



Hello, Mrs Hen!  
I'm Mr Dog.  
Let me open the door.








Dog? Oh, no. Goodbye.

Ha-ha!



# Revision Exercises

## 1. Listen and number.

	
<input type="text"/>	<input type="text"/>
	
<input type="text"/>	<input type="text"/>
	
	<input type="text"/>

## 2. Complete the words.








<i>dr___</i>	<i>b_d</i>	<i>___p</i>	<i>b__</i>	<i>b__</i>
--------------	------------	-------------	------------	------------













<i>s__</i>	<i>g---</i>	<i>r__</i>	<i>t__</i>	<i>w_</i>
------------	-------------	------------	------------	-----------












### 3. Complete the sentences.

	<p>1. I'm ____ good at English.</p>
	<p>2. It's a nice skirt, ____ it's too short.</p>
	<p>3. — Is that ____ elephant? — Yes, it is.</p>
	<p>4. My doll ____ in the bag.</p>
	<p>5. What ____ fine day!</p>

### 4. Read the following words.

				
<p>fat</p>	<p>leg</p>	<p>swim</p>	<p>hot</p>	<p>cup</p>
				
<p>hand</p>	<p>ten</p>	<p>milk</p>	<p>mom</p>	<p>nut</p>

# Sounds and spellings

<p><b>A a</b></p>	 <b>bag</b>	 <b>bad</b>	 <b>cap</b>	 <b>black</b>	 <b>hat</b>
<p><b>E e</b></p>	 <b>dress</b>	 <b>bed</b>	 <b>red</b>	 <b>hen</b>	 <i>pen</i>
<p><b>I i</b></p>	 <b>ship</b>	 <b>fish</b>	 <b>pig</b>	 <b>sit</b>	 <b>chick</b>
<p><b>O o</b></p>	 <b>box</b>	 <b>dog</b>	 <b>fox</b>	 <b>frog</b>	 <b>doll</b>
<p><b>U u</b></p>	 <b>sun</b>	 <b>run</b>	 <b>mum</b>	 <b>duck</b>	 <i>up</i>

【注】 黑体词是课标规定的重点词，斜体词只要求会读。

hungry little open door who grandma wait we him

# Lesson 7

## CAN YOU MAKE CAKES?



### Let's talk

Hello, Kate!  
What's on the **table**?

Some **cakes**.

Oh, how nice!

Please **have** one.

Thank you.



Can you make cakes?

No, I can't.  
But my mum can.



Can she make buns?

Yes, she can make buns  
and **noodles**.



## Let's learn

- Can you make *cakes*?  
 — Yes, I can. / No, I can't.



## Write and say




1. — Can you make a \_\_\_\_\_? — Yes, I can.
2. — Can you make \_\_\_\_\_? — No, I can't.
3. — Have an \_\_\_\_\_. — Thank you.
4. — What's on the \_\_\_\_\_? — Some buns.





## Let's make



Happy Mother's Day.



## Look and say











Can you see an egg?

No, I can't.



## Listen and choose

- ( ) 1. A  B 
- ( ) 2. A  B 
- ( ) 3. A  B 
- ( ) 4. A  B 
- ( ) 5. A  B 



Marks



## Let's read









			
cake	plate	game	face
			
lake	plane	name	snake

table some cake have noodle Can you make cakes?

# Lesson 8

## WHO IS HE?



Let's talk





Hello, Tom! Who is he?

He's my little brother.



Hi, what's your name?

My name is Pete.

How old are you?

I'm **three**.



## Let's learn

- Who is *he/she*?  
— *He/She* is my *brother/sister*.



*brother*



*mother*



*sister*



*teacher*



*father*



## Let's chant



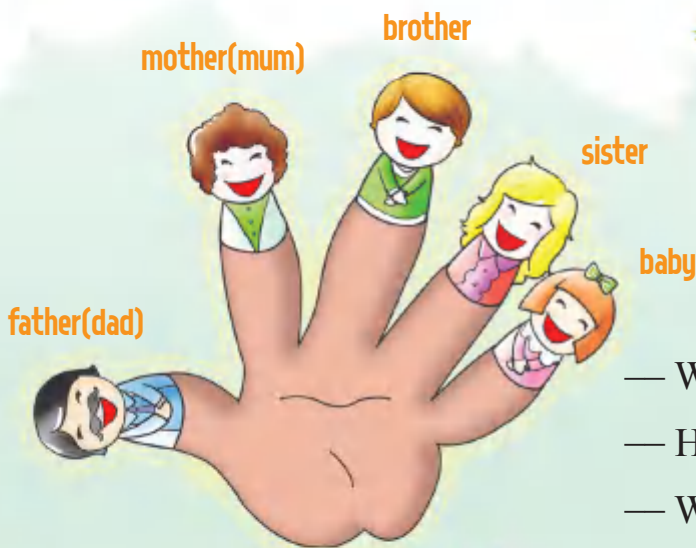
Who is the boy?  
Who is he?  
He's my brother Pete.  
He looks like me.  
I like him.  
And he likes me.



## Ask and answer



## Make and say



- Who is he/she?
- He/She is ...
- What's his/her name?
- His/Her name is ...



# Listen and choose

( ) 1.

A



B



( ) 2.

A



B



( ) 3.

A

9

B

3

( ) 4.

A



B



( ) 5.

A



B



Marks



# Let's read

he	she	me
we	Pete	Eve

boy he brother sister three Who is he? He's my brother.

# Lesson 9

## I HAVE A KITE



Let's talk



Look! I have a kite.

Yes, I can.

Wow! How nice!  
Can you fly it?



I have a **new** bike.

Great! Let's **ride** it.



But we can't.

Why?

Look! It's a **toy** bike.

Ha-ha!



## Let's learn

Look! I have *a kite*.

Wow! How nice!



## Let's sing

### *Fly your kite*

1=C 2/4



Musical score for "Fly your kite" in 2/4 time, 1=C. The score consists of five staves with lyrics and fingerings:

1 1 1-2 3  
Fly, fly, fly your kite.

3-2 3-4 5  
High in the sky.

5 3 3 1  
Fly high, fly high.

5-4 3-2 1  
Let your kite fly high.





# Listen and do



Take out your book.



Open your book.



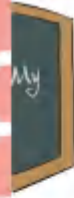
Look at your book.



Put down your book.



Close your book.



Look at the blackboard.



# Guess and write

What is it?

It's ...



.....  
.....  
.....



.....  
.....  
.....



.....  
.....  
.....



.....  
.....  
.....



.....  
.....  
.....



.....  
.....  
.....



## Listen and choose

( ) 1.

A



B



( ) 2.

A



B



( ) 3.

A



B



( ) 4.

A



B



( ) 5.

A









B



Marks



## Let's read

9			
nine	kite	bike	rice
5			
five	fly	ride	fine

kite fly new bike great why toy I have a kite.

# Lesson 10

## IT'S COLD




Let's talk

Oh, it's so **cold**!  
Are you cold?

Yes, I'm cold, Mum.

Then let's **go home**.

OK.



Oh, your **nose** is red.  
Are you **still** cold, Tom?

Yes, Mum.



Then let me **close** the door.

Thank you, Mum.



## Let's learn

— Is it *cold*?

— Yes, it is. / No, it isn't.



*cold*



*hot*



*warm*



*cool*



## Look and say



Is it warm?

Yes, it is.

Let's ride a bike.

OK.



warm, ride a bike



hot, open the door



cold, go home



cool, fly a kite



## Look and write



c \_ \_ \_



n \_ \_ \_



k \_ \_ \_



b \_ \_ \_



th \_ \_ \_



cl \_ \_ \_



## A game



Fly a kite.



Fly a kite?



Yes.



# Listen and tick

1.



A



B

2.



A



B

3.



A



B

4.



A











B



## Marks



# Let's read

			
go	close	nose	home
			
coke	bone	stone	rose

cold go home nose close Is it cold? Yes, it is.

# Lesson 11

## HAVE SOME COKE



Let's talk

Hello, Eve! **Come** in, please.

Happy birthday, Tom.

Thank you.



How do you do, Eve?

This is my mum. This is Eve.

How do you do, Mrs Black?

Have a pear.

No, thanks.



Have some coke, please.

Thank you.



## Let's learn

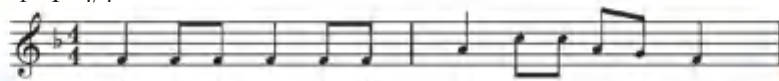
- Have some coke.
- Thank you. / No, thanks.



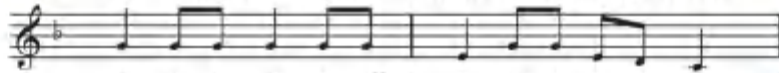
## Let's sing

### Ten little teddy bears

1=F 4/4



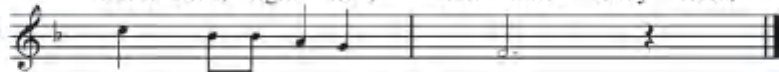
1 1 1 1 1 3 5 5 3 2 1  
One little, two little, three little teddy bears,



2 2 2 2 2 2 7 2 2 2 6 5  
Four little, five little, six little teddy bears,



1 1 1 1 1 3 5 5 3 2 1  
Seven little, eight little, nine little teddy bears,



5 4 4 3 2 1 0  
Ten little teddy bears.





## Ask and answer




Have a cake.



No, thanks.

Have some water.



Thank you.



## Talk and write

Lulu, have some coke.



No, thanks.  
I like water.

Tom, have an apple.



Thank you.  
I like apples.



Name	Food/Drink
Lulu	water
Tom	apples













## Listen and number



Marks



## Let's read

				
plane	he	line	bone	mule
				
skate	she	cry	rope	tube


come happy birthday Have some coke. Thank you.

# Lesson 12

## REVISION



Say and recite



(K = Kate, T = Tom)

K: Hi, Tom! I have a new bike.

T: Can you ride it?

K: Yes, I can. Let's ride it, OK?

T: Is it cold **today**?

K: No, it's **warm**.

T: Great!

T: Please come in, Kate.

K: Thank you.

T: Have a cake, please.

K: No, thanks.

T: Then have some coke.

K: Thank you.



K: Who is he?

T: He's my brother, Pete.

K: He looks like you.

T: Yes.





# Read and act



## Eve's birthday



Let me **get** some apples for **her**.

It's Eve's birthday.

Let me get some pears.

Let me get some bananas.

Happy birthday, Eve.



Some bananas for you.

Some pears for you.

Some apples for you.

Thank you.



Oh, what a big cake!

Wow, so many **candles**!

One, two, three ...  
**Seven** candles.



Are you seven, Eve?

Yes, I am.

Let's sing "Happy Birthday".

Yes, let's.



Let's have the cake!

Thank you.



Let's sing

### Happy birthday

1=A 3/4

Musical score for "Happy Birthday" in G major (one sharp) and 3/4 time. The score consists of four staves of music with lyrics and fingerings.

Staff 1: Hap- py birth- day to you. Happy  
 Staff 2: birth- day to you. Happy  
 Staff 3: birth- day, dear Eve. Happy  
 Staff 4: birth- day to you.





# Revision Exercises

## 1. Listen and number.

 <input type="text"/>	 <input type="text"/>	 <input type="text"/>
 <input type="text"/>	 <input type="text"/>	 <input type="text"/>
 <input type="text"/>	 <input type="text"/>	 <input type="text"/>

## 2. Classify the following words.

bike frog cap get black bun help dress  
 red we five sing ten she nine noodle  
 run he ship duck egg make hat elephant

动物		食品	
颜色		人称代词	
交通工具		服装鞋帽	
数字		动作	

### 3. Look and write.

I'm Sam. I'm ten years old.

This is my d\_\_\_\_\_.

He can make a k\_\_\_\_\_.

This is my m\_\_\_\_\_.

She can make a c\_\_\_\_\_.

This is my s\_\_\_\_\_.

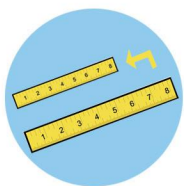
She is good at E\_\_\_\_\_.

This is my b\_\_\_\_\_.

He can ride a b\_\_\_\_\_.





### 4. Circle the words.












EGDRESSUACSHORTEFBCOLDWZGHOME



JWARMHKITABLEMNPDOORQSIASUN



# Sounds and spellings

<p><b>A a</b></p>	 <b>cake</b>	 <b>name</b>	 <b>game</b>	 <b>race</b>	 <i>plate</i>
<p><b>E e</b></p>	 <b>we</b>	 <b>he</b>	 <b>she</b>	 <b>me</b>	 <i>Pete</i>
<p><b>I i</b> <b>Y y</b></p>	 <b>bike</b>	 <b>kite</b>	 <b>white</b>	 <b>fly</b>	 <b>ride</b>
<p><b>O o</b></p>	 <b>go</b>	 <b>no</b>	 <b>home</b>	 <b>nose</b>	 <b>close</b>
<p><b>U u</b></p>	 <i>mule</i>	 <i>tube</i>	 <i>use</i>	 <i>cube</i>	 <i>Hume</i>

【注】 黑体词是课标规定的重点词，斜体词只要求会读；  
字母下面有圆点的不发音，有横线的读浊音。

today warm get her seven sing

# Words in each lesson

## 各课词汇表

(注：字母下面有圆点的不发音，有横线的读浊音；本表中只收录 Let's talk 部分的生词)



### Lesson 1

<b>again</b>	再
<b>me</b>	我(宾格)
<b>bad</b>	坏的
<b>English</b>	英语；英国的
<b>help</b>	帮助
<b>glad</b>	高兴的
Me, too.	我也是。
be good at	擅长



### Lesson 2

<b>dress</b>	连衣裙，女服
<b>but</b>	但是
<b>short</b>	短的，矮的
<b><u>then</u></b>	那么
<b>let</b>	让
<b>us</b>	我们(宾格)
<b>make</b>	做
<b>skirt</b>	女裙

**like** 喜欢；像

**vest** 背心

let's = let us 让我们



### Lesson 3

**on** 在……上

**ship** 轮船

**many** 许多

**animal** 动物

**elephant** 大象

**where** 在哪里

**there** 在那里

**so** 如此，那么；因此



### Lesson 4

**bed** 床

**see** 看见

**she** 她

**with** 和，用

doll 洋娃娃



## Lesson 5

day 白天, 日子

sun 太阳

play 玩; 戏剧

game 游戏

run 跑

two 二

fun 乐趣

race 赛跑

play a game 做游戏

run a race 赛跑

Come on. 加油。



## Lesson 6

hungry 饥饿的

little 小的

open 打开

door 门

who 谁

grandma 奶奶, 外婆

wait 等待

we 我们

him 他(宾格)

hut 小屋



## Lesson 7

table 桌子

some 一些

cake 蛋糕

have 有, 吃

noodle 面条



## Lesson 8

boy 男孩

he 他

brother 兄弟

sister 姐妹

three 三

look like 看上去像



## Lesson 9

kite 风筝



<b>fly</b>	放(风筝等), 飞
<b>new</b>	新的
<b>bike</b>	自行车
<b>great</b>	伟大的, 极好的
<b>why</b>	为什么
<b>toy</b>	玩具
<b>ride</b>	骑



## Lesson 10

<b>cold</b>	冷的
<b>go</b>	去
<b>home</b>	家
<b>nose</b>	鼻子
<b>close</b>	关上
<b>still</b>	仍然
<b>go home</b>	回家



## Lesson 11

<b>come</b>	来
-------------	---

<b>happy</b>	快乐的
<b>birthday</b>	生日
<b>pear</b>	梨
<b>coke</b>	可乐
<b>come in</b>	进来



## Lesson 12

<b>today</b>	今天
<b>warm</b>	温暖的
<b>get</b>	得到, 获得
<b>her</b>	她(宾格); 她的
<b>seven</b>	七
<b>sing</b>	唱
<b>candle</b>	蜡烛

【注】黑体词是课标规定的重点词, 要求学生读, 听得懂, 会拼写, 能说出词义。白体词只要求学生读, 听得懂, 能说出词义, 不要求拼写。

# Word list

## 词汇表

(注：单词后所标注的数字为该词首次出现的册次和课次，1为三年级上册，2为三年级下册)

### A

<b>a</b>	一(个)	1-1
<b>again</b>	再	2-1
<b>am</b>	是	1-1
<b>an</b>	一(个)	1-8
<b>and</b>	和	1-9
<b>animal</b>	动物	2-3
<b>apple</b>	苹果	1-11
<b>are</b>	是	1-2

### B

<b>baby</b>	婴儿	1-11
<b>bad</b>	坏的	2-1
<b>bag</b>	书包	1-9
<b>banana</b>	香蕉	1-11
<b>bear</b>	熊	1-6
<b>bed</b>	床	2-4
<b>bee</b>	蜜蜂	1-7
<b>big</b>	大的	1-12
<b>bike</b>	自行车	2-9
<b>bird</b>	鸟	1-7
<b>birthday</b>	生日	2-11
<b>black</b>	黑色的	1-9

<b>blue</b>	蓝色的	1-9
<b>box</b>	盒子	1-9
<b>boy</b>	男孩	2-8
<b>brother</b>	兄弟	2-8
<b>bun</b>	馒头	1-8
<b>but</b>	但是	2-2
<b>bye</b>	再见	1-3

### C

<b>cake</b>	蛋糕	2-7
<b>can</b>	能	1-12
<b>candle</b>	蜡烛	2-12
<b>cap</b>	便帽	1-9
<b>cat</b>	猫	1-1
<b>chick</b>	小鸡	1-11
<b>close</b>	关上	2-10
<b>coke</b>	可乐	2-11
<b>cold</b>	冷的	2-10
<b>colour</b>	颜色	1-9
<b>come</b>	来	2-11

### D

<b>dad</b>	爸爸	1-10
<b>day</b>	白天, 日子	2-5



<b>dog</b>	狗	1-1
<b>doll</b>	洋娃娃	2-4
<b>door</b>	门	2-6
<b>down</b>	向下	1-4
<b>dress</b>	连衣裙, 女服	2-2
<b>duck</b>	鸭子	1-6

## E

<b>egg</b>	鸡蛋	1-8
<b>elephant</b>	大象	2-3
<b>English</b>	英语; 英国的	2-1

## F

<b>fat</b>	肥胖的	1-7
<b>find</b>	找到	1-12
<b>fine</b>	好的, 晴朗的	1-10
<b>fish</b>	鱼	1-7
<b>five</b>	五	1-5
<b>fly</b>	放(风筝等), 飞	2-9
<b>for</b>	为, 给	1-11
<b>fox</b>	狐狸	1-1
<b>frog</b>	青蛙	1-7
<b>fun</b>	乐趣	2-5

## G

<b>game</b>	游戏	2-5
<b>get</b>	得到, 获得	2-12

<b>glad</b>	高兴的	2-1
<b>go</b>	去	2-10
<b>goodbye</b>	再见	1-3
<b>grandma</b>	奶奶, 外婆	2-6
<b>great</b>	伟大的, 极好的	2-9

## H

<b>happy</b>	快乐的	2-11
<b>hat</b>	礼帽	1-9
<b>have</b>	有, 吃	2-7
<b>he</b>	他	2-8
<b>hello</b>	你好	1-1
<b>help</b>	帮助	2-1
<b>hen</b>	母鸡	1-7
<b>her</b>	她(宾格); 她的	2-12
<b>hi</b>	嗨	1-1
<b>him</b>	他(宾格)	2-6
<b>home</b>	家	2-10
<b>hot</b>	热的	1-8
<b>how</b>	多么, 如何	1-5
<b>hungry</b>	饥饿的	2-6
<b>hut</b>	小屋	2-6

## I

<b>I</b>	我	1-1
<b>in</b>	在……里面	1-9



**is** 是 1-3

**it** 它 1-6

## K

**kite** 风筝 2-9

## L

**let** 让 2-2

**letter** 信, 字母 1-6

**like** 喜欢; 像 2-2

**little** 小的 2-6

**look** 看 1-7

## M

**make** 做 2-2

**many** 许多 2-3

**me** 我(宾格) 2-1

**Miss** 小姐 1-2

**monkey** 猴子 1-12

**Mr** 先生 1-2

**Mrs** 夫人 1-10

**mum** 妈妈 1-10

**my** 我的 1-3

## N

**name** 名字 1-3

**new** 新的 2-9

**nice** 好的 1-10

**nine** 九 1-5

**no** 不 1-2

**noodle** 面条 2-7

**nose** 鼻子 2-10

**not** 不 1-6

## O

**old** 老的, 旧的, ……岁的 1-5

**on** 在……上 2-3

**one** 一 1-5

**open** 打开 2-6

## P

**panda** 熊猫 1-6

**pear** 梨 2-11

**pig** 猪 1-1

**play** 玩; 戏剧 2-5

**please** 请 1-4

## R

**race** 赛跑 2-5

**rat** 老鼠 1-8

**red** 红色的 1-8

**ride** 骑 2-9

**run** 跑 2-5

## S

**sad** 悲伤的 1-12

<b>see</b>	看见	2-4
<b>seven</b>	七	2-12
<b>she</b>	她	2-4
<b>ship</b>	轮船	2-3
<b>short</b>	短的, 矮的	2-2
<b>sing</b>	唱	2-12
<b>sister</b>	姐妹	2-8
<b>sit</b>	坐	1-4
<b>skirt</b>	女裙	2-2
<b>so</b>	如此, 那么; 因此	2-3
<b>some</b>	一些	2-7
<b>sorry</b>	对不起	1-12
<b>still</b>	仍然	2-10
<b>sun</b>	太阳	2-5

## T

<b>table</b>	桌子	2-7
<b>ten</b>	十	1-5
<b>thank</b>	谢谢	1-6
<b>that</b>	那个	1-8
<b>the</b>	这个	1-7
<b>then</b>	那么	2-2
<b>there</b>	在那里	2-3
<b>this</b>	这个	1-8
<b>three</b>	三	2-8

<b>today</b>	今天	2-12
<b>too</b>	也, 太	1-3
<b>toy</b>	玩具	2-9
<b>two</b>	二	2-5

## U

<b>us</b>	我们(宾格)	2-2
-----------	--------	-----

## V

<b>vest</b>	背心	2-2
-------------	----	-----

## W

<b>wait</b>	等待	2-6
<b>warm</b>	温暖的	2-12
<b>we</b>	我们	2-6
<b>what</b>	什么	1-4
<b>where</b>	在哪里	2-3
<b>white</b>	白色的	1-9
<b>who</b>	谁	2-6
<b>why</b>	为什么	2-9
<b>with</b>	和, 用	2-4

## Y

<b>yellow</b>	黄色的	1-12
<b>yes</b>	是的	1-2
<b>you</b>	你(们)	1-2
<b>your</b>	你(们)的	1-4

【注】黑体词是课标规定的重点词。

# Classified word list

## 分类词汇表

### 动物

<b>animal</b>	动物
<b>elephant</b>	大象
<b>rabbit</b>	兔子
<b>deer</b>	鹿
<b>tiger</b>	老虎

### 家庭成员及人

<b>grandma</b>	奶奶
<b>brother</b>	兄弟
<b>sister</b>	姐妹
<b>boy</b>	男孩
<b>father</b>	父亲
<b>mother</b>	母亲
<b>teacher</b>	教师

### 日常生活

<b>home</b>	家
<b>bed</b>	床
<b>sun</b>	太阳
<b>door</b>	门
<b>table</b>	桌子
<b>hut</b>	小屋
<b>candle</b>	蜡烛

### 服装

<b>skirt</b>	裙子
<b>dress</b>	连衣裙, 女服
<b>vest</b>	背心
<b>coat</b>	外套
<b>shirt</b>	男衬衣
<b>T-shirt</b>	T恤衫

### 食品、水果及饮料

<b>cake</b>	蛋糕
-------------	----

<b>noodle</b>	面条
<b>pear</b>	梨
<b>coke</b>	可乐
<b>chips</b>	炸薯条
<b>water</b>	水
<b>milk</b>	牛奶
<b>tea</b>	茶

### 玩具

<b>toy</b>	玩具
<b>kite</b>	风筝
<b>doll</b>	洋娃娃

### 交通工具

<b>ship</b>	轮船
<b>bike</b>	自行车
<b>plane</b>	飞机
<b>bus</b>	公共汽车

### 学习文体

<b>English</b>	英语
<b>game</b>	游戏
<b>fun</b>	乐趣
<b>race</b>	赛跑
<b>Chinese</b>	语文
<b>maths</b>	数学
<b>desk</b>	课桌
<b>chair</b>	椅子
<b>pen</b>	钢笔
<b>book</b>	书
<b>pencil box</b>	文具盒

### 时间及日期

<b>day</b>	日, 天
<b>today</b>	今天

**birthday** 生日

### 代 词

**we** 我们  
**him** 他(宾格)  
**she** 她  
**he** 他  
**her** 她的  
**me** 我  
**us** 我们(宾格)  
**who** 谁  
**some** 一些

### 形 容 词

**short** 短的  
**bad** 坏的  
**hungry** 饥饿的  
**little** 小的  
**new** 新的  
**warm** 温暖的  
**great** 伟大的, 极好的  
**happy** 快乐的  
**many** 很多的  
**cold** 冷的  
**glad** 高兴的  
**long** 长的  
**cool** 凉爽的

### 动 词

**play** 玩  
**sing** 唱歌  
**see** 看见  
**run** 跑  
**fly** 飞  
**have** 有, 吃  
**wait** 等  
**let** 让

**come** 来  
**go** 去  
**close** 关  
**open** 打开  
**get** 得到  
**make** 制作  
**like** 喜欢  
**help** 帮助  
**ride** 骑  
**jump** 跳  
**walk** 走  
**swim** 游泳

### 数 词

**two** 二  
**three** 三  
**seven** 七

### 其 它

**nose** 鼻子  
**again** 再  
**but** 但是  
**then** 那么  
**on** 在……上  
**where** 在哪里  
**there** 在那里  
**with** 和, 用  
**why** 为什么  
**so** 如此, 那么, 因此  
**still** 仍然

【注】黑体词是课标规定的重点词，  
斜体词只要求会读。

# Sounds and spellings

<p><b>A a</b></p>						
	cat	sad	fat	rat	glad	hand
	am an and bad black can cap dad <u>th</u> at bag hat					
<p><b>E e</b></p>						
	egg	ten	yes	vest	desk	leg
	red bed hen dress let help get <u>th</u> en pen					
<p><b>I i</b></p>						
	sing	six	hill	gift	chips	swim
	big fish pig him in is it ship sit <u>th</u> is with chick					
<p><b>O o</b></p>						
	hot dog	box	frog	rock	clock	mop
	not on doll fox of long ox mom					
<p><b>U u</b></p>						
	bun	hut	bus	cup	nut	jump
	duck mum run sun but us fun up bug					

<p><b>A a</b></p>					
	<i>face</i>	<i>skate</i>	<i>lake</i>	<i>snake</i>	<i>plane</i>
	<b>cake</b>	<b>name</b>	<b>make</b>	<b>game</b>	<i>race</i> <i>plate</i>
<p><b>E e</b></p>					
	<i>we</i>	<b>he</b>	<b>she</b>	<i>Eve</i>	<i>Pete</i>
	<b>me</b>	<i>eve</i>	<i>Steve</i>		
<p><b>I i</b> <b>Y y</b></p>					
	<b>nine</b>	<i>rice</i>	<i>ice</i>	<i>line</i>	<i>cry</i>
	<b>I hi</b>	<b>bike</b>	<b>kite</b>	<b>nice</b>	<b>fine</b>
	<b>like</b>	<b>white</b>	<b>my</b>	<b>fly</b>	<b>why</b>
	<b>ride</b>				
<p><b>O o</b></p>					
	<i>coke</i>	<i>bone</i>	<i>stone</i>	<i>rose</i>	<i>rope</i>
	<b>go</b>	<b>no</b>	<b>home</b>	<b>nose</b>	<b>close</b>
	<b>so</b>				
<p><b>U u</b></p>					
	<i>mule</i>	<i>tube</i>	<i>use</i>	<i>cube</i>	<i>Hume</i>
	<i>cute</i>	<i>mute</i>	<i>fuse</i>	<i>duke</i>	<i>huge</i>

【注】黑体词是课标规定的重点词，斜体词只要求会读。



## 后 记


本套教材于2001年8月经国家教育部审查通过。在10年的使用过程中，受到了基层学校和广大师生的欢迎。2011年在教育部的统一部署下，我们对教材进行了全面修订，使之更具有中国特色、更符合时代特点和更能体现素质教育的要求。

我们主要从以下几方面对教材进行了修订：①更加注重教材的思想性，选入了一些新的、有利于少年儿童道德品质教育的材料；②增加了贴近学生生活实际的听说材料，为学生提供更多的语言实践机会；③加强了知识的复现，在复习课中增加了 Say and recite 版块，对学过的知识进行系统复习；④降低了难度，删去了新课标不要求掌握的教学内容，修改了较长、较难的阅读文章并删去了部分较难单词；⑤删去了部分较难的歌曲和不够顺口的歌谣，重新编入了更加新颖有趣的游戏和活动。

本套教材仍保持原来的编写体例，全套教材共8册，供小学3~6年级共四个学年使用。本册12课，其中第6课和第12课为复习课，其余为新课。新课采取“一课一话题、一课一句型、一课一活动、一课一语音（从四年级下册起为一课一阅读）”的编排方式，结构与功能相结合。通过语言实践学习语言知识，在语流中学习语音，使学生的语言运用能力得到切实的提高。

本套教材为三年级起点教材，第1册从字母开始学习。同时我们还编写了一年级起点小学英语教材，其前4册可以和本套教材相衔接。这4册教材供小学一、二年级使用，以培养学生学习兴趣为主要目的，只要求学生通过积极参与去感知和体验英语，不要求学生认读单词和掌握语言知识。而本套教材则要求学生能听、能说、能认读，并能掌握一定的语言知识。这两套教材的教学目的和要求不同，一年级起点教材的前4册是本套教材的铺垫，本套教材又是这4册教材的升华，因此能自然衔接，不会产生重复。

在本套教材的编写过程中，姜雪、孙房雪、刘月平等参与了具体编写和修订工作。



英语

ENGLISH

