



义务教育教科书

# ENGLISH

# 英语

(一年级起点)

三年级上册



河北教育出版社

# CONTENTS



|        |                         |    |
|--------|-------------------------|----|
| Unit 1 | We Like School!.....    | 1  |
| Unit 2 | My Favourite Food.....  | 17 |
| Unit 3 | I Love My Family .....  | 33 |
| Unit 4 | Look at Me .....        | 49 |
|        | <i>Word List</i> .....  | 65 |
|        | <i>Vocabulary</i> ..... | 68 |



# UNIT 1

Lessons 1~6

## We Like School!



# Lesson 1 Li Ming Goes to School

## ① I like school!



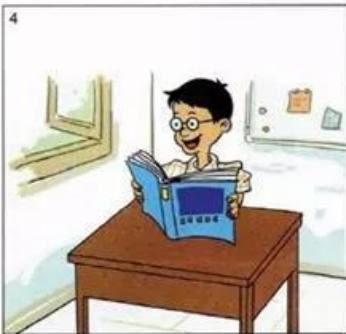
I walk to school in the morning.  
I like school.



I sit at my desk.  
I write with my pencil.



I draw with my marker.  
I like drawing pictures.



I read a book. I like reading.

## 2 Let's sing!



*This is the way we walk to school,  
Early in the morning.*



*This is the way we write with pencils,  
Early in the morning.*



*This is the way we draw with markers,  
Early in the afternoon.*



*This is the way we cut with scissors,  
Early in the afternoon.*



*This is the way we open the window,  
Early in the evening.*



*This is the way we close the door,  
Early in the evening.*

# Lesson 2 Where Are They?

## ① Where is the teacher?



Where is the teacher?  
She is in the office.



Where is  
the girl?

She is in the  
washroom.



Where is  
the boy?

He is in the  
library.



## 2 Where are they?



## 3 Let's do it!

Ask and answer.



Where is the teacher?



She is in the office.



gym  
office  
classroom  
library  
washroom

# Lesson 3 What Day Is It?

## ① Days of the week



Monday



Tuesday



Wednesday



Thursday



Friday




Saturday



Sunday

What day is it?

It's Tuesday.




## 2 Let's chant!

Here we go  
Don't be meek.  
Let's learn the days of the week!

Sunday, Monday and Tuesday too,  
Then comes Wednesday.  
Don't feel blue.

Thursday, Friday, Saturday and then,  
Seven whole days, and we start again.



## 3 Let's do it!

Listen and match.



Monday



Tuesday

Wednesday



Thursday

Friday



Saturday



Sunday




Can you see "day" in these words?

# Lesson 4 My School Day


## 1 Do you have English today?




We have Chinese on Monday.



We have math on Tuesday.



We have P.E. on Wednesday.



We have music on Thursday.

## 2 Let's do it!



Read, talk and write.

Monday      English

Tuesday     P.E.

Wednesday math

Thursday   Chinese

Friday       dance

Do you have math today?


No. I have math on Wednesday.



- I have dance class on \_\_\_\_\_.
- I have Chinese on \_\_\_\_\_.
- I have \_\_\_\_\_ on Monday.
- I have P.E. on \_\_\_\_\_.
- I have \_\_\_\_\_ on Wednesday.

# Lesson 5 No School Today

## ① Let's go to the gym



## 2 Let's do it!

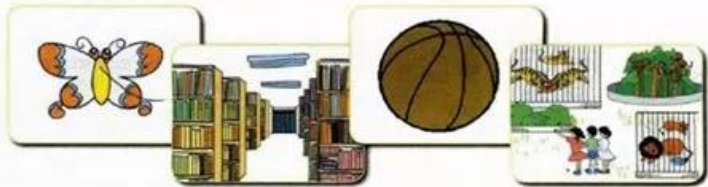


Talk in pairs.

It's Sunday today. What would you like to do?



I'd like to play ping-pong with my friends.



## 3 Letters and sounds

**e**

he

she

we

me

**p**

pencil

paper

picture

play

**b**

book

boy

blue

black

• Try to read •

*Tongue Twister*

A big black bear is on a big blue bus.





# Lesson 6 Where Is Danny?



## Story time





note 便签; 纸条    another 另一个




### Think and Act

- Where is Danny?
- Act out the story.



# Unit 1 Review

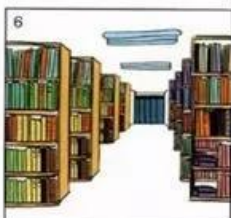

## 1 Listen and circle

|  |  |
|--|--|
| 1<br>  | 2<br> |
| 3<br> | 4<br> |

## 2 Listen and colour



### 3 Point and say



- This is the library.
- She is in the washroom.
- She draws with her markers.
- Miss Zhang is in her office.
- Li Ming walks to school.
- It's Wednesday today.

### 4 Look and write



1. I \_\_\_\_\_ on Monday morning.
2. On Wednesday evening, I \_\_\_\_\_.
3. On Friday afternoon, I \_\_\_\_\_.
4. I \_\_\_\_\_ on Sunday afternoon.

have Chinese  
fly a kite  
play basketball  
draw a picture

## 5 Key words and sentences

























### Words:

I you she he we they it  
 walk like draw have play ask  
 desk girl boy day math P.E.

### Sentences:

Where is the girl? She is in the washroom.  
 Where are they? They are in the classroom.  
 What day is it? It's Thursday.  
 I have English on Friday.


## 6 How am I doing?

|                | Listening  | Speaking   | Reading  | Writing   | Total stars   |
|--|--|--|--|---|---|
|  |   |   |   |    |  |
| At school<br> |    |    |    |   |   |
| At home<br>  |   |   |   |  |   |
| I am...  |  A<br>10~12  |  B<br>7~9  |  C<br>1~6  |   |   |

# UNIT 2

Lessons 7~12

## My Favourite Food



# Lesson 7 What Food Do You Like?

## 1 I like fish



eggs



bread



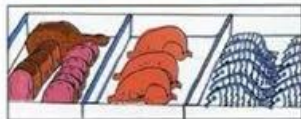
cake



fish



chicken



What food do you like?



I like fish.



I like bread  
and eggs.



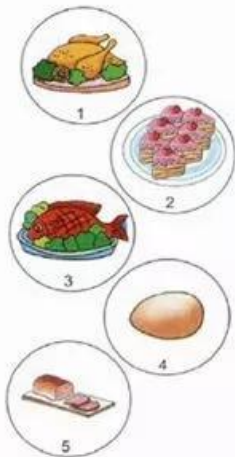
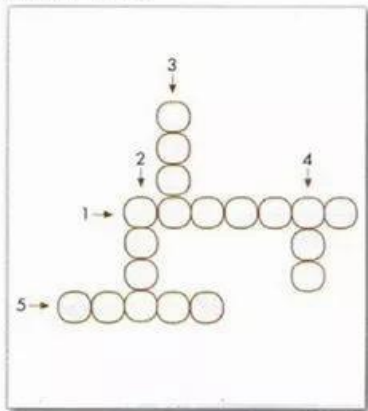
I like chicken.



## 2 Let's do it!




Look and write.



## 3 Let's play!




Listen and draw.



# Lesson 8 How Much Is It?

## ① How much is one donut?



## 2 Let's play!

Look and talk.

|   |   |   |
|---|---|---|
| <br>¥5 | <br>¥2 | <br>¥3 |
| <br>¥1 | <br>¥3 | <br>¥2 |



## 3 Let's sing!

Do you know the donut man?  
The donut man, the donut man?  
Do you know the donut man,  
Who lives across the lane?



Do you know the hot dog girl?  
The hot dog girl, the hot dog girl?  
Do you know the hot dog girl,  
Who lives across the lane?

# Lesson 9 How Much Are They?


## 1 How much are the apples?



## 2 Let's do it!

Match, write and act.

# Happy Restaurant



|        |         |       |       |         |
|--------|---------|-------|-------|---------|
| bread  | grapes  | pear  | eggs  | noodles |
| orange | donut   | water | apple | bananas |
| juice  | hot dog | milk  | tea   |         |

What would you like?

I'd like three bananas.

How much are they?

Three yuan.

# Lesson 10 What Would You Like?

## 1 I like noodles!



I like noodles.



I don't like meat.

## 2 What would you like?



### 3 Let's play!

What would you like?

I would like some apples.  
What would you like?

I would like some...



### 4 Let's chant!

*Cake and bread,  
Cake and bread,  
Put your hands,  
On your head.*




*Noodles and eggs,  
Noodles and eggs,  
Put your fingers,  
On your legs.*

*Chicken and rice,  
Chicken and rice,  
Put your fingers,  
On your eyes.*



# Lesson 11 Would You Like Some Dumplings?

## 1 Are you hungry?



## 2 Let's chant! 🗣️

Would you like some soup?  
Would you like some bread?  
Yes, please. Yes, please.  
These are the foods I like.



## 3 Let's play! 👥

Look and talk.

Would you like some bread, Guo Yang?



Yes, please!



## 4 Letters and sounds

**a**    cake    name    take    grapes

**t**    ten    tea    meat    fruit

**d**    door    desk    food    good

• Try to read •

Tongue Twister




Kate made eight cakes and ate them at eight o'clock.

# Lesson 12 The Magic Stone



## Story time



6

I have some chicken.

I have some vegetables.

I have some fish  
and noodles.

Thank you.



7

The soup is ready. Let's eat!

Hmm, good!

I like it.



8

Hey! Little boy!  
Your magic stone.

There is no magic  
stone. You are the  
magic. Goodbye!



magic 神奇的; 魔法    stone 石头    use 使用




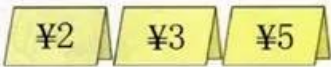
### Think About It

- What makes the soup?
- What can you learn from the story?




# Unit 2 Review


## 1 Listen and circle

|  |  |
|--|--|
| 1<br>  | 2<br> |
| 3<br> | 4<br> |

## 2 Look and say




### 3 Read and match



- a. You're welcome.      b. How much is this pencil?  
 c. Okay. I'll take three, please.      d. We would like some pencils.

### 4 Act and talk

| Menu |                  |
|------|------------------|
|      | cake..... ¥ 5    |
|      | noodles..... ¥ 5 |
|      | fish..... ¥ 10   |
|      | egg..... ¥ 1     |
|      | juice..... ¥ 4   |
|      | bread..... ¥ 3   |
|      | rice..... ¥ 2    |



## 5 Key words and sentences



### Words:

food fish egg bread cake noodles  
 one two three four five  
 is are am

### Sentences:




















What food do you like? I like fish.

How much is it? One yuan.

How much are they? Four yuan for three.

What would you like? I would like some meat and rice.

## 6 How am I doing?

|                | Listening<br>   | Speaking<br> | Reading<br> | Writing<br>   | Total stars<br> |  |
|--|--|---|--|--|--|--|
| At school<br> |                |             |            |              |  |  |
| At home<br>  |               |            |           |             |  |  |
| I am...  |  A<br>10-12 ★ |   |  |  B<br>7-9 ★ |  |  C<br>1-6 ★ |

# UNIT 3

Lessons 13~18

## I Love My Family



# Lesson 13 Meet Jenny's Family


## 1 Jenny's family



We are the Smith family.  
We live in Canada.



This is my mother.  
Her name is Mary Smith.



This is my father.  
His name is Jim Smith.



This is my sister.  
Her name is Lynn.



This is my brother.  
His name is Bob.

## 2 Let's do it!

Point, say and write.



mother

brother

sister

father

This is Jenny's mother. Her name is Mary.

---

## 3 Let's sing!



*This is a family.*



*The family has a mother.*



*The daughter has a brother.*



*The family has a father.*



*The family has a daughter.*



*The brother has a sister.*

# Lesson 14 Meet Li Ming's Family

## ① Li Ming's family



This is my family.  
We live in China.



This is my mother.  
Her name is Liu Yun.  
She is a doctor.



This is my father.  
His name is Li Daming.  
He is a teacher.



This is me.  
My name is Li Ming.  
I'm a student.



We are a happy family.

## 2 Let's sing!



*I love you.  
You love me.*



*We are  
a happy  
family.*



*With a tall father, short mother,  
and a little boy, too.*

*Three in our family—one and two!*



## 3 Let's do it!



Show and talk.



This is my family.  
This is...

# Lesson 15 Meet Danny's Family

## 1 Danny's family



This is my family.  
I love my parents.



My father works in a restaurant. My mother works in a shop.

3



I am a student.  
I like school.

## 2 Let's do it!

Listen, write and match.



- This is Linda's family.
- Her \_\_\_\_\_ works in a book shop.
- Her \_\_\_\_\_ works in a restaurant.
- This is Linda. \_\_\_\_\_ is a student.
- This is Linda's \_\_\_\_\_. He is five years old.

# Lesson 16 What Do They Like to Do?

## ① He likes to go for a walk



This is Li Ming's grandpa.  
He likes to go for a walk.



This is Li Ming's grandma.  
She likes to read books.



Li Ming's parents like to cook.  
They like to work together.



Li Ming likes to play ping-pong.



They like to play together.

## 2 Let's do it!

This is Li Lei's family. Look and match.




- |                        |       |                             |
|------------------------|-------|-----------------------------|
| Her grandpa            |       | to talk to her friend.      |
| Her grandma            | like  | to cook.                    |
| Her father             |       | to watch TV.                |
| Her mother             |       | to draw.                    |
| Li Lei                 | likes | to play ping-pong together. |
| Li Lei and her grandpa |       | to go fishing.              |

Talk about your family. What do you like to do?

# Lesson 17 Li Ming's Big Family

## ① Li Ming's family



Here is my big family.

My grandpa likes to go for a walk. My grandma likes to read books.

My father is a teacher. My uncle is a worker. My mother is a doctor. My aunt is a nurse.

My cousin Jing is young. She is a student. I am a student, too. We like to play together.

I love my big family.

## 2 Let's sing!

A mother and a father,  
An uncle and an aunt,  
A sister and a brother,  
And a song we love to chant.

Family, family, family time,  
Do you love your family?  
Yes! That's always true.



Here is my grandpa.  
Grandma is over there.  
We are a family.  
We always love to share.

Father and mother, I love you!

## 3 Letters and sounds

**er** father mother worker marker

**th** three thanks mouth tooth  
this mother brother they

• Try to read •

*Tongue Twister*

His horse has forty teeth in its mouth.



# Lesson 18 Stick Together



## Story time

1

There is a family with a father and three sons. The sons don't like to work together.



2



The father is very old and sick now. He wants to teach his sons a good lesson. He calls his sons together in his room. "Bring me some sticks," the old man says.

3

Then, he gives the sticks to his sons. "Break the sticks!" he says. One by one, they try and try, but they can't break the sticks at all.



4

Then the old man says,  
 "Take one of the sticks  
 and break it."  
 The stick breaks very  
 easily.



5



The old father looks at his  
 sons. "Do you see, my sons?  
 Stick together, and you will  
 be strong," he says.

6

The three brothers  
 understand. Now they love  
 and help each other. They  
 live happily together.



stick together 团结 sick 生病的 bring 拿来 stick 枝条 break 折断  
 strong 强壮的 understand 懂, 理解 each other 彼此

### Think About It

- What does the father give his sons?
- What lesson do the sons learn?



# Unit 3 Review

## 1 Listen and circle




## 2 Look and number



- a. He is Jenny's grandpa.
- c. She is Jenny's grandma.
- e. He's green.

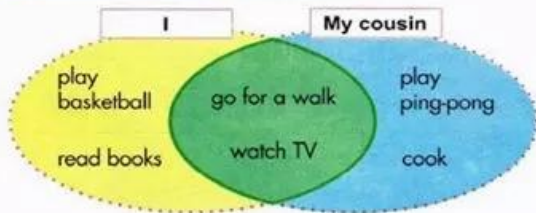
- b. This is Jenny's father.
- d. He is Jenny's brother.

### 3 Find and circle



grandpa  
grandma  
father  
mother  
uncle  
aunt  
parents  
brother  
sister

### 4 Read, talk and write



I like to play basketball. I like to read books.

My cousin likes to \_\_\_\_\_

\_\_\_\_\_

We like to \_\_\_\_\_

\_\_\_\_\_

## 5 Key words and sentences



### Words:

mother father sister brother  
 doctor teacher worker nurse name shop  
 her his  
 love work cook























### Sentences:

This is my mother. Her name is Liu Yun.

She is a doctor.

She likes to read books.


## 6 How am I doing?

|                | Listening  | Speaking   | Reading  | Writing   | Total stars   |
|--|--|--|--|---|---|
|  |   |   |   |    |  |
| At school<br> |    |    |    |   |   |
| At home<br>  |   |   |   |  |   |
| I am...  |  A<br>10~12  |  B<br>7~9  |  C<br>1~6  |   |   |

# UNIT 4

Lessons 19~24

Look at Me



# Lesson 19 My Body

## 1 What is it?



## 2 Let's play!


Simon says, "Touch your head."

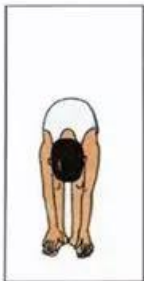


Touch your head!

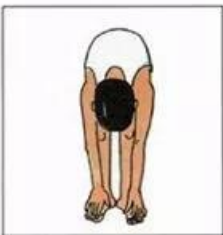
Oops!



3 Let's sing! 



*Head, shoulders, knees and toes,*



*Knees and toes,  
Knees and toes,*

*Head, shoulders, knees and toes,*




*Eyes, ears, mouth and nose.*


# Lesson 20 Left and Right

## 1 What is it?



## 2 Left or right?



3 Let's sing! 



*Put your right hand in.*



*Take your right hand out.*




*Put your right hand in.*



*And shake it all about!*



*Do the  
Hokey Pokey,*







*and turn around.*



*That's what it's all  
about.*

# Lesson 21 Look at Me!

## 1 What colour is your hair?

|  |   |
|--|---|
| <p>1</p>  <p>My hair is yellow.<br/>My eyes are blue.</p>           | <p>2</p>  <p>My hair is long and black.<br/>My eyes are brown.</p> |
| <p>3</p>  <p>My hair is short and brown.<br/>I have green eyes.</p> | <p>4</p>  <p>I have black hair and black eyes.</p>                 |



## 2 Let's chant!

*Yellow, black,  
Brown and white.  
We are different colours,  
But that's all right.*



*Yellow hair, red hair,  
Brown hair, too.  
My hair is black.  
What about you?*




*We are different colours.  
That's just fine.  
We live together,  
One world—yours and mine.*



## 3 Let's do it!

Draw and say.



# Lesson 22 What Do They Look Like?

## 1 What do they look like?




He has blue eyes.  
His hair is brown.



She has black eyes.  
Her hair is black.

## 2 What does he look like?



### 3 Let's do it!

#### 1. Memory Game.

I have black eyes. My hair is long and black.



I have blue eyes.  
My hair is short and yellow.  
She has black eyes.  
Her hair is long and black.



#### 2. Read and point.

My name is Lily. I am tall. I have long black hair. I wear a yellow T-shirt and a blue skirt. Can you find me in the picture?

My cousin Eddy is young. He has short brown hair. He likes to play ping-pong. Can you find Eddy in the picture?



# Lesson 23 Long and Short

## 1 Long or short? Big or small?

1

I have short arms and long legs.

I have long arms and short legs.

2

I have small ears and big feet.

I have big ears and small feet.

## 2 Let's play!

I'm tall. I'm yellow and brown.



I have long ears and a short tail. My eyes are red.



I have big eyes. I'm black and white.




### 3 Let's do it!



Make and say.

It's purple. It has six legs, three yellow eyes and two arms.



### 4 Letters and sounds

oo

foot look good book  
food school cool noodles

c

cook colour cousin doctor

• Try to read •

*Tongue Twister*

How much food could a good cook cook?



# Lesson 24 We Look Different



## Story time

1

Hello! My name is Mary.  
What's your name?

My name is Danny.  
I like your red hair.



2

Thank you. What colour  
is your hair?

My hair is black.



3

My eyes are blue.

Look at me!  
My eyes are black.



4

I have two hands.

I have two hands, too.  
My hands are green.





different 不同的    finger 手指    tail 尾巴

### Think About It

- What does Danny look like?
- What does Mary look like?




# Unit 4 Review

## 1 Listen and circle

1



2




## 2 Read and colour

- My hair is brown.
- My eyes are blue.
- My arms are yellow.
- My nose is red.
- My hands are orange.



### 3 Look and write



1. This is her \_\_\_\_\_.
2. This is her \_\_\_\_\_.
3. This is her \_\_\_\_\_.
4. This is her \_\_\_\_\_.
5. This is his \_\_\_\_\_.
6. This is his \_\_\_\_\_.
7. This is his \_\_\_\_\_.

### 4 Read and match



Close your left eye.

Close your right eye.

Put your fingers on your ears.

Put your hands on your head.

I am yellow and brown.

I am white. My eyes are red.



## 5 Key words and sentences






















### Words:

head arm hand leg foot hair eye  
 colour left right long short tall big small  
 who what

### Sentences:

My hair is long and black.  
 My eyes are brown.  
 What does he/she look like?  
 His hair is short and black.

## 6 How am I doing?

|                | Listening<br>   | Speaking<br> | Reading<br>   | Writing<br> | Total stars<br> |
|--|--|---|--|--|--|
| At school<br> |                |             |              |            |  |
| At home<br>  |               |            |             |           |  |
| I am...  |  A<br>10~12 ☆ |   |  B<br>7~9 ☆ |  |  C<br>1~6 ☆   |

# Word List

(注: 黑体词为要求听懂、会说、认读和书写的词汇)

## Unit 1

|                        |     |                        |     |
|------------------------|-----|------------------------|-----|
| <b>I</b> 我             | (1) | <b>Friday</b> 星期五      | (3) |
| <b>walk</b> 步行; 散步     | (1) | <b>Saturday</b> 星期六    | (3) |
| <b>like</b> 喜欢         | (1) | <b>Sunday</b> 星期日      | (3) |
| <b>desk</b> 书桌         | (1) | <b>today</b> 今天        | (4) |
| <b>write</b> 写         | (1) | <b>you</b> 你           | (4) |
| <b>pencil</b> 铅笔       | (1) | <b>have</b> 进行; 从事; 有  | (4) |
| <b>draw</b> 画          | (1) | <b>we</b> 我们           | (4) |
| <b>marker</b> 画笔; 水彩笔  | (1) | <b>math</b> 数学         | (4) |
| <b>they</b> 他们; 她们; 它们 | (2) | <b>P.E.</b> 体育         | (4) |
| <b>she</b> 她           | (2) | <b>would</b> 愿意        | (5) |
| <b>office</b> 办公室      | (2) | <b>play</b> 玩耍; 参加体育活动 | (5) |
| <b>girl</b> 女孩         | (2) | <b>basketball</b> 篮球   | (5) |
| <b>boy</b> 男孩          | (2) | <b>idea</b> 主意; 想法     | (5) |
| <b>he</b> 他            | (2) | <b>ask</b> 问; 询问       | (5) |
| <b>day</b> 一天; 一日      | (3) | <b>need</b> 需要         | (5) |
| <b>it</b> 它            | (3) |                        |     |
| <b>Monday</b> 星期一      | (3) |                        |     |
| <b>Tuesday</b> 星期二     | (3) |                        |     |
| <b>Wednesday</b> 星期三   | (3) |                        |     |
| <b>Thursday</b> 星期四    | (3) |                        |     |

## Unit 2

|                    |     |
|--------------------|-----|
| <b>food</b> 食品; 食物 | (7) |
| <b>fish</b> 鱼肉; 鱼  | (7) |
| <b>egg</b> 鸡蛋      | (7) |

|                 |      |                     |      |
|-----------------|------|---------------------|------|
| <b>bread</b> 面包 | (7)  | <b>brother</b> 兄; 弟 | (13) |
| <b>cake</b> 蛋糕  | (7)  | <b>doctor</b> 医生    | (14) |
| chicken 鸡肉; 鸡   | (7)  | <b>teacher</b> 教师   | (14) |
| how much 多少     | (8)  | me 我 (I的宾格)         | (14) |
| is 是            | (8)  | love 爱              | (15) |
| one 一           | (8)  | parent 父亲; 母亲       | (15) |
| take 买下; 拿(走)   | (8)  | <b>work</b> 工作      | (15) |
| five 五          | (8)  | restaurant 餐馆       | (15) |
| are 是           | (9)  | <b>shop</b> 商店      | (15) |
| two 二           | (9)  | grandpa (外)祖父       | (16) |
| four 四          | (9)  | go for a walk 散步    | (16) |
| three 三         | (9)  | grandma (外)祖母       | (16) |
| noodles 面条      | (10) | <b>cook</b> 烹饪; 厨师  | (16) |
| meat 肉          | (10) | uncle 伯伯; 叔叔; 舅舅;   |      |
| dumplings 饺子    | (11) | 姨父; 姑父              | (17) |
| am 是            | (11) | <b>worker</b> 工人    | (17) |

### Unit 3

|                    |      |                  |      |
|--------------------|------|------------------|------|
| family 家人; 家庭      | (13) | aunt 姑妈; 姨妈; 伯母; |      |
| live 居住            | (13) | 婶婶; 舅妈           | (17) |
| my 我的              | (13) | <b>nurse</b> 护士  | (17) |
| <b>mother</b> 妈妈   | (13) |                  |      |
| her 她的             | (13) |                  |      |
| <b>name</b> 名字     | (13) |                  |      |
| <b>father</b> 爸爸   | (13) |                  |      |
| his 他的             | (13) |                  |      |
| <b>sister</b> 姐; 妹 | (13) |                  |      |

### Unit 4

|                     |      |
|---------------------|------|
| <b>head</b> 头       | (19) |
| shoulder 肩膀         | (19) |
| knee 膝盖             | (19) |
| toe 脚趾              | (19) |
| <b>left</b> 左边; 左边的 | (20) |

|                         |      |                      |      |
|-------------------------|------|----------------------|------|
| <b>right</b> 右边; 右边的    | (20) | <b>blue</b> 蓝色; 蓝色的  | (21) |
| <b>hand</b> 手           | (20) | <b>long</b> 长的       | (21) |
| <b>arm</b> 胳膊           | (20) | <b>black</b> 黑色; 黑色的 | (21) |
| <b>leg</b> 腿            | (20) | <b>brown</b> 褐色; 褐色的 | (21) |
| <b>foot</b> 脚 (复数为feet) | (20) | <b>short</b> 短的; 矮的  | (21) |
| <b>or</b> 或者            | (20) | <b>who</b> 谁         | (22) |
| <b>what</b> 什么          | (21) | <b>tall</b> 高的       | (22) |
| <b>colour</b> 颜色        | (21) | <b>big</b> 大的        | (23) |
| <b>hair</b> 头发          | (21) | <b>small</b> 小的      | (23) |
| <b>yellow</b> 黄色; 黄色的   | (21) | <b>ear</b> 耳朵        | (23) |
| <b>eye</b> 眼睛           | (21) |                      |      |

# Vocabulary

(注: 黑体词为要求听懂、会说、认读和书写的词汇)

## A

|                                   |      |
|-----------------------------------|------|
| <b>am</b> 是                       | (11) |
| <b>are</b> 是                      | (9)  |
| <b>arm</b> 胳膊                     | (20) |
| <b>ask</b> 问; 询问                  | (5)  |
| <b>aunt</b> 姑妈; 姨妈; 伯母;<br>婶婶; 舅妈 | (17) |

## B

|                      |      |
|----------------------|------|
| <b>basketball</b> 篮球 | (5)  |
| <b>big</b> 大的        | (23) |
| <b>black</b> 黑色; 黑色的 | (21) |
| <b>blue</b> 蓝色; 蓝色的  | (21) |
| <b>boy</b> 男孩        | (2)  |
| <b>bread</b> 面包      | (7)  |
| <b>brother</b> 兄; 弟  | (13) |
| <b>brown</b> 褐色; 褐色的 | (21) |

## C

|                      |      |
|----------------------|------|
| <b>cake</b> 蛋糕       | (7)  |
| <b>chicken</b> 鸡肉; 鸡 | (7)  |
| <b>colour</b> 颜色     | (21) |
| <b>cook</b> 烹饪; 厨师   | (16) |

## D

|                     |      |
|---------------------|------|
| <b>day</b> 一天; 一日   | (3)  |
| <b>desk</b> 书桌      | (1)  |
| <b>doctor</b> 医生    | (14) |
| <b>draw</b> 画       | (1)  |
| <b>dumplings</b> 饺子 | (11) |

## E

|               |      |
|---------------|------|
| <b>ear</b> 耳朵 | (23) |
| <b>egg</b> 鸡蛋 | (7)  |
| <b>eye</b> 眼睛 | (21) |

## F

|                         |      |
|-------------------------|------|
| <b>family</b> 家人; 家庭    | (13) |
| <b>father</b> 爸爸        | (13) |
| <b>fish</b> 鱼肉; 鱼       | (7)  |
| <b>five</b> 五           | (8)  |
| <b>food</b> 食品; 食物      | (7)  |
| <b>foot</b> 脚 (复数为feet) | (20) |
| <b>four</b> 四           | (9)  |
| <b>Friday</b> 星期五       | (3)  |

## G

|                       |      |
|-----------------------|------|
| <b>girl</b> 女孩        | (2)  |
| go for a walk 散步      | (16) |
| <b>grandpa</b> (外) 祖父 | (16) |
| <b>grandma</b> (外) 祖母 | (16) |

## H

|                       |      |
|-----------------------|------|
| <b>hair</b> 头发        | (21) |
| <b>hand</b> 手         | (20) |
| <b>have</b> 进行; 从事; 有 | (4)  |
| <b>he</b> 他           | (2)  |
| <b>head</b> 头         | (19) |
| <b>her</b> 她的         | (13) |
| <b>his</b> 他的         | (13) |
| how much 多少           | (8)  |

## I

|             |     |
|-------------|-----|
| <b>I</b> 我  | (1) |
| idea 主意; 想法 | (5) |
| <b>is</b> 是 | (8) |
| <b>it</b> 它 | (3) |

## K

|         |      |
|---------|------|
| knee 膝盖 | (19) |
|---------|------|

## L

|                     |      |
|---------------------|------|
| <b>left</b> 左边; 左边的 | (20) |
| <b>leg</b> 腿        | (20) |
| <b>like</b> 喜欢      | (1)  |
| <b>live</b> 居住      | (13) |

**long** 长的 (21)

**love** 爱 (15)

## M

|                       |      |
|-----------------------|------|
| <b>marker</b> 画笔; 水彩笔 | (1)  |
| <b>math</b> 数学        | (4)  |
| <b>me</b> 我 (I 的宾格)   | (14) |
| <b>meat</b> 肉         | (10) |
| <b>Monday</b> 星期一     | (3)  |
| <b>mother</b> 妈妈      | (13) |
| <b>my</b> 我的          | (13) |

## N

|                   |      |
|-------------------|------|
| <b>name</b> 名字    | (13) |
| <b>need</b> 需要    | (5)  |
| <b>noodles</b> 面条 | (10) |
| <b>nurse</b> 护士   | (17) |

## O

|                   |      |
|-------------------|------|
| <b>office</b> 办公室 | (2)  |
| <b>one</b> 一      | (8)  |
| <b>or</b> 或者      | (20) |

## P

|                        |      |
|------------------------|------|
| <b>P.E.</b> 体育         | (4)  |
| <b>parent</b> 父亲; 母亲   | (15) |
| <b>pencil</b> 铅笔       | (1)  |
| <b>play</b> 玩耍; 参加体育活动 | (5)  |

## R

- restaurant 餐馆 (15)  
**right** 右边; 右边的 (20)

## S

- Saturday 星期六 (3)  
**she** 她 (2)  
**shop** 商店 (15)  
**short** 短的; 矮的 (21)  
 shoulder 肩膀 (19)  
**sister** 姐; 妹 (13)  
**small** 小的 (23)  
 Sunday 星期日 (3)

## T

- take 买下; 拿(走) (8)  
**tall** 高的 (22)  
**teacher** 教师 (14)  
**they** 他们; 她们; 它们 (2)  
**three** 三 (9)  
 Thursday 星期四 (3)  
 today 今天 (4)  
 toe 脚趾 (19)  
 Tuesday 星期二 (3)  
**two** 二 (9)

## U

- uncle 伯伯; 叔叔; 舅舅;  
 姨父; 姑父 (17)

## W

- walk** 步行; 散步 (1)  
**we** 我们 (4)  
 Wednesday 星期三 (3)  
**what** 什么 (21)  
**who** 谁 (22)  
**work** 工作 (15)  
**worker** 工人 (17)  
 would 愿意 (5)  
 write 写 (1)

## Y

- yellow 黄色; 黄色的 (21)  
**you** 你 (4)